



SpotVision
Lighting

&

Flash Electric & Lighting



2022 - 1

GUNSAN

Part of the **Schneider Electric** Group since 2014

Instalare rapida, usoara si in siguranta!



Conectare rapida
fara suruburi



Sistem de
ghidare



Conectare
prin spate



Cleme cu revenire
automata



Sistem de
ghidare



2 intrari
pentru cabluri




Surub cu
desfiletare limitata



Izolare




Optiune
protectie copil



SpotVision

a fost infiintat in anul 1994, in Bucuresti, ca raspuns la cererea pe piata a materialelor electrice. In prezent, activitatea se desfasoara prin compania Spotvision Lighting Distribution, avand birourile si depozitul in cladirea proprie, pe Bd. Iuliu Maniu din Bucuresti, cu un portofoliu stabil de clienti, atat pe plan local cat si pe plan international. Scopul companiei este de a se impune pe piata prin satisfacerea exigentelor tuturor partenerilor sai.

 **SpotVision**
Lighting



01

Aparataj electric
Trasee cabluri

02

Tablouri pentru sigurante
Sigurante automate

03

Panouri si doze
electrice

04

Iluminat LED
Interior/ Exterior

05

Stalpi iluminat
Clasic/ Modern/ Stradal

INDEX

Pag. 6	Aparataj ST Modular	
Pag. 7	Aparataj ST Modular	
Pag. 8	Rame Decorative Aparataj ST Modular	
Pag. 9	Rame Decorative Aparataj ST Modular	
Pag. 10	Aparataj ST Visage Alb	
Pag. 11	Aparataj ST Visage Crem	
Pag. 12	Aparataj ST Visage Artar	
Pag. 13	Aparataj ST Visage Wenge	
Pag. 14	Aparataj ST Visage Fume	
Pag. 15	Aparataj ST Fantasy	
Pag. 16	Aparataj ST Radius	
Pag. 17	Aparataj ST Eqona	
Pag. 18	Aparataj ST Schneider Sedna	
Pag. 19	Aparataj ST Moderna	
Pag. 20	Aparataj PT Misyra/ Nemliyer	
Pag. 21	Grupuri de prize Visage	
Pag. 22	Sigurante automate Schneider	
Pag. 23	Intrerupatoare automate Valta	
Pag. 24	Intrerupatoare automate Valta	
Pag. 25	Intrerupatoare automate Valta	
Pag. 26	Intrerupatoare automate Valta cu diferencial	
Pag. 27	Intrerupatoare automate Valta USOL	
Pag. 28	Intrerupatoare automate Valta USOL reglabil	
Pag. 29	Intrerupatoare automate Valta USOL	
Pag. 30	Protectii motor Valta	
Pag. 31	Cutii de sigurante Vision/ Schneider	
Pag. 32	Panouri ABS pentru sigurante	
Pag. 33	Panouri poliester/ Panouri metalice	
Pag. 34	Doze PT IP65/ Camine vizitare Vision	
Pag. 35	Doze PT IP65/ Doze ST	
Pag. 36	Doze ST pentru instalatii electrice	
Pag. 37	Dulii/ Cleme prindere/ Aplice plastic	
Pag. 38	Accesorii electrice plastic	
Pag. 39	Accesorii electrice cauciuc/ Senzori	
Pag. 40	Tub rigid PVC/ Accesorii	
Pag. 41	Copex PVC/ Copex metalic	
Pag. 42	Canal cablu alb - CanaLux	
Pag. 43	Canal cablu alb cu adeziv/ Perforat - CanaLux	
Pag. 44	Canal cablu colorat - CanaLux	
Pag. 45	Canal cablu pardoseala/ Sistem - CanaLux	
Pag. 46-49	Becuri cu LED - VITO	
Pag. 50	Banda LED	
Pag. 51-54	Plafoniere cu LED si telecomanda	
Pag. 55-61	Spoturi cu LED PT/ST	
	Lampi perete LED/ Tub LED VITO	Pag. 62
	Corpuri IP65/IP20 tip FIPAD/FIRI/FIRA	Pag. 63
	Aplice Perete IP44	Pag. 64
	Spoturi LED pe sina	Pag. 65
	Aplice IP65 cu LED si senzor	Pag. 66-67
	Lanterne cu LED VITO	Pag. 68-69
	Proiectoare LED/ Proiectoare LED cu panou solar	Pag. 70-73
	Proiectoare LED Vision ProMAX	Pag. 74
	Corpuri de iluminat tip UFO/ Stradale Clasic	Pag. 75
	Corpuri de iluminat stradal cu LED VISION	Pag. 76-77
	Banda suport/ Brate pentru corpuri stradale	Pag. 78
	Brate pentru stalpi galvanizati	Pag. 79
	Stalpi de iluminat stradal din otel galvanizat	Pag. 80-81
	Stalpi mici/ Brate pentru stalpi ornamentali	Pag. 82
	Stalpi decorativi SV-004	Pag. 83
	Stalpi decorativi SV-002 / Lampi stradale	Pag. 84
	Stalpi decorativi SV-008 / Lampi stradale	Pag. 85
	Stalpi ornamentali SV-002	Pag. 86-88
	Stalpi decorativi SV-002/ SV-008	Pag. 89
	Stalpi decorativi SV-008	Pag. 90-92
	Spoturi si aplici exterior IP66	Pag. 94
	Stalpi mici Fumagalli	Pag. 95
	Stalpi Fumagalli Alb	Pag. 96
	Felinare clasice ANNA - Fumagalli	Pag. 97
	Felinare clasice RUT - Fumagalli	Pag. 98
	Felinare clasice GOLIA - Fumagalli	Pag. 99
	Felinare clasice NOEMI - Fumagalli	Pag. 100
	Felinare clasice TOBIA - Fumagalli	Pag. 101
	Globuri 250mm - Fumagalli	Pag. 102
	Globuri 300mm - Fumagalli	Pag. 103
	Globuri 400mm - Fumagalli	Pag. 104
	Stalpi/ Sisteme clasice Fumagalli	Pag. 105
	Stalpi/ Sisteme moderne Fumagalli	Pag. 106
	Stalpi moderni si felinare gri Fumagalli	Pag. 107
	Glob VIVI - Fumagalli	Pag. 108
	Glob BEPPE/ ROSSA/ GIORGIO - Fumagalli	Pag. 109
	Glob 500mm/ REMO/ BEPPE 500 - Fumagalli	Pag. 110
	Stalpi Proiecte	Pag. 111

Aparataj ST Modular

Mecanisme intrerupatoare - 1 modul

Intrerupatoare
16A / 250V



N: GU-LN.1
A: GU-LA.1

Intrerupatoare
cu LED
16A/ 250V



N: GU-LN.1L
A: GU-LA.1L

Intrerupatoare
Cap Scara
16A/ 250V



N: GU-LN.SC
A: GU-LA.SC

Intrerupatoare
Cap Cruce
10A/ 250V



N: GU-LN.1CR
A: GU-LA.1CR

Intrerupatoare
cu revenire
10A/ 250V



N: GU-LN.IR
A: GU-LA.IR

Intrerupatoare
cu revenire 10A/
250V - sonerie



N: GU-LN.Z
A: GU-LA.Z

Intrerupatoare
pentru jaluzele
10A/250V



N: GU-LN.J1
A: GU-LA.J1

Taste False/
Obturatoare




N: GU-LN.C
A: GU-LA.C

Variatoare de
tensiune
max. 500VA




N: GU-LN.D
A: GU-LA.D



Mecanisme intrerupatoare - 2 module

Intrerupatoare 16A/ 250V



N: GU-LN.1.2
A: GU-LA.1.2

Intrerupatoare cu LED 16A/ 250V



N: GU-LN.1L.2
A: GU-LA.1L.2

Aparataj ST Modular

Prize - 1 modul

Priza simpla
16A/ 250V



N: GU-LN.P
A: GU-LA.P

Priza Antena
SAT - F



N: GU-LN.SAT
A: GU-LA.SAT

Priza Antena
TV + SAT



N: GU-LN.TV.SAT
A: GU-LA.TV.SAT

Priza Telefon
RJ11 Cat.3



N: GU-LN.TP
A: GU-LA.TP

Priza date
RJ45 Cat.5e UTP



N: GU-LN.CAL
A: GU-LA.CAL

Priza date
RJ45 Cat.6e UTP



N: GU-LN.CAL.6
A: GU-LA.CAL.6

Priza HDMI



N: GU-LN.HDMI
A: GU-LA.HDMI

Priza date USB
Tip A



N: GU-LN.USB
A: GU-LA.USB

Prize cu CP - 2 module

Priza cu CP
16A/ 250V



N: GU-LN.S.
A: GU-LA.S.

Priza cu CP + Capac (IP20)
16A/ 250V



N: GU-LN.S.CAP
A: GU-LA.S.CAP

Suporti rame

1 modul

2 module


3 module

4 module


7 module



GU-LN.S1N



GU-LN.S2



GU-LN.S3








GU-LN.S4








GU-LN.S7






Rame decorative






Rame decorative curbate din plastic

Alb	2 module	3 module	4 module	7 module
				
	GU-LA.R2	GU-LA.R3	GU-LA.R4	GU-LA.R7

Negru	2 module	3 module	4 module	7 module
				
	GU-LN.R2	GU-LN.R3	GU-LN.R4	GU-LN.R7

Rame decorative din inox













Bronz/ Negru	2 module	3 module	4 module	7 module
				
	GU-LI.R2.BN	GU-LI.R3.BN	GU-LI.R4.BN	GU-LI.R7.BN

Argintiu/ Negru	2 module	3 module	4 module	7 module
				
	GU-LI.R2.AGN	GU-LI.R3.AGN	GU-LI.R4.AGN	GU-LI.R7.AGN



Rame decorative

Rame decorative din sticla

Alb/ Negru	2 module	3 module	4 module	7 module
				
	GU-LS.R2.AN	GU-LS.R3.AN	GU-LS.R4.AN	GU-LS.R7.AN
Alb/ Negru	2 module	3 module	4 module	7 module
				
	GU-LS.R2.MN	GU-LS.R3.MN	GU-LS.R4.MN	GU-LS.R7.MN
Negru/ Negru	2 module	3 module	4 module	7 module
				
	GU-LS.R2.NN	GU-LS.R3.NN	GU-LS.R4.NN	GU-LS.R7.NN

Rame decorative din Lemn

Bambus/ Bej Metalic	2 module	3 module	4 module	7 module
				
	GU-LL.R2.BBM	GU-LL.R3.BBM	GU-LL.R4.BBM	GU-LL.R7.BBM
Wenge/ Bej Metalic	2 module	3 module	4 module	7 module
				
	GU-LL.R2.WBM	GU-LL.R3.WBM	GU-LL.R4.WBM	GU-LL.R7.WBM
Aluna/ Bej Metalic	2 module	3 module	4 module	7 module
				
	GU-LL.R2.ABM	GU-LL.R3.ABM	GU-LL.R4.ABM	GU-LL.R7.ABM

Aparataj ST Visage Alb




Cod	Denumire produs	Buc/cutie
GU-VA.1	INTRERUPATOR 10A	12
GU-VA.1CR	INTRERUPATOR CRUCE 10A	12
GU-VA.1J	INTRERUPATOR JALUZELE 10A	12
GU-VA.1L	INTRERUPATOR CU LED 10A	12
GU-VA.1LT	INTRERUPATOR LED CU TELECOMANDA TV	12
GU-VA.1R	INTRERUPATOR REVENIRE	12
GU-VA.2	INTRERUPATOR DUBLU 10A	12
GU-VA.2L	INTRERUPATOR DUBLU CU LED 10A	12
GU-VA.2SC	INTRERUPATOR DUBLU CAP SCARA 10A	12
GU-VA.3	INTRERUPATOR TRIPLU 10A	12
GU-VA.CAL+TP	PRIZA CALCULATOR+TELEFON	12
GU-VA.CAL1	PRIZA CALCULATOR CAT5	12
GU-VA.CAL2	PRIZA CALCULATOR DUBLA CAT5	12
GU-VA.D1	VARIATOR 1000W	12
GU-VA.DL1	VARIATOR CU LED 1000W	12
GU-VA.DOZA	DOZA APLICATA	12
GU-VA.P	PRIZA FARA CP 16A	12
GU-VA.P2	PRIZA DUBLA FARA CP 16A	10
GU-VA.R1	RAMA 1 POST	24
GU-VA.R2	RAMA 2 POSTURI	20
GU-VA.R3	RAMA 3 POSTURI	10
GU-VA.R4	RAMA 4 POSTURI	10
GU-VA.R5	RAMA 5 POSTURI	10
GU-VA.R6	RAMA 6 POSTURI	10
GU-VA.S	PRIZA CU CP 16A	12
GU-VA.S.CAP	PRIZA CU CP+CAPAC 16A	12
GU-VA.S.COP	PRIZA CU CP+ PROTECTIE COPIL 16A	12
GU-VA.S2	PRIZA DUBLA CU CP 16A	10
GU-VA.SC	INTRERUPATOR CAP SCARA 10A	12
GU-VA.SCL	INTRERUPATOR CAP SCARA CU LED 10A	12
GU-VA.TP	PRIZA TELEFON	12
GU-VA.TP2	PRIZA TELEFON DUBLA	12
GU-VA.TV.T	PRIZA TV TRECERE	12
GU-VA.Z	BUTON SONERIE	12
GU-VA.ZLE	BUTON SONERIE CU LED SI ETICHETA 12V	12



Aparataj ST Visage Crem




Cod	Denumire produs	Buc/cutie
GU-VC.1	INTRERUPATOR 10A	12
GU-VC.1CR	INTRERUPATOR CRUCE 10A	12
GU-VC.1L	INTRERUPATOR CU LED 10A	12
GU-VC.2	INTRERUPATOR DUBLU 10A	12
GU-VC.2L	INTRERUPATOR DUBLU CU LED 10A	12
GU-VC.2SC	INTRERUPATOR DUBLU CAP SCARA 10A	12
GU-VC.3	INTRERUPATOR TRIPLU 10A	12
GU-VC.CAL+TP	PRIZA CALCULATOR+TELEFON	12
GU-VC.CAL1	PRIZA CALCULATOR CAT5	12
GU-VC.CAL2	PRIZA CALCULATOR DUBLA CAT5	12
GU-VC.D1	VARIATOR 1000W	12
GU-VC.D6	VARIATOR 600W	12
GU-VC.DL1	VARIATOR CU LED 1000W	12
GU-VC.DL6	VARIATOR CU LED 600W	12
GU-VC.DOZA	DOZA APLICATA	12
GU-VC.P	PRIZA FARA CP 16A	12
GU-VC.P2	PRIZA DUBLA FARA CP 16A	10
GU-VC.R1	RAMA 1 POST	24
GU-VC.R2	RAMA 2 POSTURI	20
GU-VC.R3	RAMA 3 POSTURI	10
GU-VC.R4	RAMA 4 POSTURI	10
GU-VC.R5	RAMA 5 POSTURI	10
GU-VC.R6	RAMA 6 POSTURI	10
GU-VC.S	PRIZA CU CP 16A	12
GU-VC.S.CAP	PRIZA CU CP+CAPAC 16A	12
GU-VC.S.COP	PRIZA CU CP+PROTECTIE COPIL 16A	12
GU-VC.S2	PRIZA DUBLA CU CP 16A	10
GU-VC.SC	INTRERUPATOR CAP SCARA 10A	12
GU-VC.SCL	INTRERUPATOR CAP SCARA CU LED 10A	12
GU-VC.TP	PRIZA TELEFON	12
GU-VC.TP2	PRIZA TELEFON DUBLA	12
GU-VC.TV.S	PRIZA TV SATELIT	12
GU-VC.TV.T	PRIZA TV TRECERE	12
GU-VC.Z	BUTON SONERIE	12



Aparataj ST Visage Artar



Cod	Denumire produs	Buc/cutie
GU-VT.1	INTRERUPATOR 10A	12
GU-VT.1CR	INTRERUPATOR CRUCE 10A	12
GU-VT.1L	INTRERUPATOR CU LED 10A	12
GU-VT.2	INTRERUPATOR DUBLU 10A	12
GU-VT.2L	INTRERUPATOR DUBLU CU LED 10A	12
GU-VT.2SC	INTRERUPATOR DUBLU CAP SCARA 10A	12
GU-VT.3	INTRERUPATOR TRIPLU 10A	12
GU-VT.CAL1	PRIZA CALCULATOR CAT 5	12
GU-VT.CAL2	PRIZA CALCULATOR DUBLA CAT 5	12
GU-VT.D1	VARIATOR 1000W	12
GU-VT.DL1	VARIATOR CU LED 1000W	12
GU-VT.DOZA	DOZA APLICATA	12
GU-VT.P	PRIZA FARA CP 16A	12
GU-VT.P2	PRIZA FARA CP DUBLA 16A	10
GU-VT.R1	RAMA 1 POST	24
GU-VT.R2	RAMA 2 POSTURI	20
GU-VT.R3	RAMA 3 POSTURI	10
GU-VT.R4	RAMA 4 POSTURI	10
GU-VT.R5	RAMA 5 POSTURI	10
GU-VT.S	PRIZA CU CP 16A	12
GU-VT.S.CAP	PRIZA CU CP+CAPAC 16A	12
GU-VT.S.COP	PRIZA CU CP+PROTECTIE COPIL 16A	12
GU-VT.S2	PRIZA DUBLA CU CP 16A	10
GU-VT.SC	INTRERUPATOR CAP SCARA 10A	12
GU-VT.SCL	INTRERUPATOR CAP SCARA CU LED 10A	12
GU-VT.TP	PRIZA TELEFON	12
GU-VT.TV.T	PRIZA TV TRECERE	12
GU-VT.Z	BUTON SONERIE	12



Aparataj ST Visage Wenge



Cod	Denumire produs	Buc/cutie
GU-VW.1	INTRERUPATOR 10A	12
GU-VW.1CR	INTRERUPATOR CRUCE 10A	12
GU-VW.1L	INTRERUPATOR CU LED 10A	12
GU-VW.2	INTRERUPATOR DUBLU 10A	12
GU-VW.2L	INTRERUPATOR DUBLU CU LED 10A	12
GU-VW.2SC	INTRERUPATOR DUBLU CAP SCARA 10A	12
GU-VW.3	INTRERUPATOR TRIPLU 10A	12
GU-VW.CAL+T	PRIZA CALCULATOR+TELEFON	12
GU-VW.CAL1	PRIZA CALCULATOR CAT5	12
GU-VW.CAL2	PRIZA CALCULATOR DUBLA	12
GU-VW.D1	VARIATOR 1000 W	12
GU-VW.D6	VARIATOR 600 W	12
GU-VW.DL1	VARIATOR CU LED 1000W	12
GU-VW.DSC	VARIATOR 600 W CAP SCARA	12
GU-VW.DOZA	DOZA APLICATA	12
GU-VW.P	PRIZA FARA CP 16A	12
GU-VW.P2	PRIZA DUBLA FARA CP 16A	10
GU-VW.R1	RAMA 1 POST	24
GU-VW.R2	RAMA 2 POSTURI	20
GU-VW.R3	RAMA 3 POSTURI	10
GU-VW.R4	RAMA 4 POSTURI	10
GU-VW.R5	RAMA 5 POSTURI	10
GU-VW.R6	RAMA 6 POSTURI	10
GU-VW.S	PRIZA CU CP 16A	12
GU-VW.S.CAP	PRIZA CU CP+CAPAC 16A	12
GU-VW.S.COP	PRIZA CU CP+PROTECTIE COPIL 16A	12
GU-VW.S2	PRIZA DUBLA CU CP 16A	10
GU-VW.SC	INTRERUPATOR CAP SCARA 10A	12
GU-VW.SCL	INTRERUPATOR CAP SCARA CU LED 10A	12
GU-VW.TP	PRIZA TELEFON	12
GU-VW.TP2	PRIZA TELEFON DUBLA	12
GU-VW.TV.T	PRIZA TV TRECERE	12
GU-VW.Z	BUTON SONERIE	12



Aparataj ST Visage Fume



Cod	Denumire produs	Buc/cutie
GU-VF.1	INTRERUPATOR 10A	12
GU-VF.1CR	INTRERUPATOR CRUCE 10A	12
GU-VF.1L	INTRERUPATOR CU LED 10A	12
GU-VF.2	INTRERUPATOR DUBLU 10A	12
GU-VF.2L	INTRERUPATOR DUBLU CU LED 10A	12
GU-VF.2SC	INTRERUPATOR DUBLU CAP SCARA 10A	12
GU-VF.3	INTRERUPATOR TRIPLU 10A	12
GU-VF.CAL+TP	PRIZA CALCULATOR+TELEFON	12
GU-VF.CAL1	PRIZA CALCULATOR CAT5	12
GU-VF.CAL2	PRIZA CALCULATOR DUBLA CAT5	12
GU-VF.D1	VARIATOR 1000W	12
GU-VF.D6	VARIATOR 600W	12
GU-VF.DL1	VARIATOR CU LED 1000W	12
GU-VF.DL6	VARIATOR CU LED 600W	12
GU-VF.DOZA	DOZA APLICATA	12
GU-VF.P	PRIZA FARA CP 16A	12
GU-VF.P2	PRIZA DUBLA FARA CP 16A	10
GU-VF.R1	RAMA 1 POST	24
GU-VF.R2	RAMA 2 POSTURI	20
GU-VF.R3	RAMA 3 POSTURI	10
GU-VF.R4	RAMA 4 POSTURI	10
GU-VF.R5	RAMA 5 POSTURI	10
GU-VF.R6	RAMA 6 POSTURI	10
GU-VF.S	PRIZA CU CP 16A	12
GU-VF.S.CAP	PRIZA CU CP+CAPAC 16A	12
GU-VF.S.COP	PRIZA CU CP+PROTECTIE COPIL 16A	12
GU-VF.S2	PRIZA DUBLA CU CP 16A	10
GU-VF.SC	INTRERUPATOR CAP SCARA 10A	12
GU-VF.SCL	INTRERUPATOR CAP SCARA CU LED 10A	12
GU-VF.TP	PRIZA TELEFON	12
GU-VF.TP2	PRIZA TELEFON DUBLA	12
GU-VF.TVF	PRIZA TV FINALA	12
GU-VF.TVT	PRIZA TV TRECERE	12
GU-VF.Z	BUTON SONERIE	12



Aparataj ST Fantasy



Cod	Denumire produs	Buc/cutie
GU-FA.1	INTRERUPATOR	12
GU-FA.1CR	INTRERUPATOR CRUCE	12
GU-FA.1L	INTRERUPATOR CU LED	12
GU-FA.1LR	INTRERUPATOR REVENIRE CU LED 10A	12
GU-FA.1R	INTRERUPATOR REVENIRE 10A	12
GU-FA.2	INTRERUPATOR DUBLU	12
GU-FA.2L	INTRERUPATOR DUBLU CU LED	12
GU-FA.2SC	INTRERUPATOR DUBLU SCARA	12
GU-FA.3	INTRERUPATOR TRIPLU	12
GU-FA.CAL+TP	PRIZA CALCULATOR+TELEFON	12
GU-FA.CAL1	PRIZA CALCULATOR	12
GU-FA.CAL2	PRIZA CALCULATOR DUBLA	12
GU-FA.D1	VARIATOR 1000W	12
GU-FA.D6	VARIATOR 600W MAX	12
GU-FA.DL1	VARIATOR 1000W CU LED	12
GU-FA.DOZA	DOZA APLICATA	12
GU-FA.P	PRIZA FARA CP 16A	12
GU-FA.P.COP	PRIZA FARA CP CU PROTECTIE COPIL 16A	12
GU-FA.P2	PRIZA FARA CP DUBLA 16A	10
GU-FA.R2	RAMA 2 POSTURI	20
GU-FA.R3	RAMA 3 POSTURI	10
GU-FA.R4	RAMA 4 POSTURI	10
GU-FA.R5	RAMA 5 POSTURI	10
GU-FA.R6	RAMA 6 POSTURI	10
GU-FA.S	PRIZA CU CP 16A	12
GU-FA.S.CAP	PRIZA CU CP SI CAPAC 16A	12
GU-FA.S.COP	PRIZA CU CP SI PROTECTIE COPIL 16A	12
GU-FA.S.UPS	PRIZA CU CP SI UPS 16A	12
GU-FA.S2	PRIZA CU CP DUBLA 16A	10
GU-FA.SC	INTRERUPATOR SCARA	12
GU-FA.SCL	INTRERUPATOR SCARA CU LED	12
GU-FA.TP	PRIZA TELEFON	12
GU-FA.TP2	PRIZA TELEFON DUBLA	12
GU-FA.TV.S	PRIZA TV - SATELIT	12
GU-FA.TV.T	PRIZA TV TRECERE	12
GU-FA.Z	BUTON SONERIE	12
GU-FA.ZLE	BUTON SONERIE CU LED+ETICHETA	12



Aparataj ST Radius



Cod	Denumire produs	Buc/cutie
GU-RY.1	INTRERUPATOR 10A	12
GU-RY.1CR	INTRERUPATOR CRUCE 10A	12
GU-RY.1L	INTRERUPATOR CU LED 10A	12
GU-RY.1R	INTRERUPATOR CU REVENIRE 10A	12
GU-RY.1RL	INTRERUPATOR CU LED SI REVENIRE	12
GU-RY.2	INTRERUPATOR DUBLU 10A	12
GU-RY.2L	INTRERUPATOR DUBLU CU LED 10A	12
GU-RY.2SC	INTRERUPATOR DUBLU CAP SCARA 10A	12
GU-RY.3	INTRERUPATOR TRIPLU 10A	12
GU-RY.CAL+TP	PRIZA CALCULATOR+TELEFON CAT3	12
GU-RY.CAL1	PRIZA CALCULATOR CAT5	12
GU-RY.CAL2	PRIZA CALCULATOR DUBLA CAT5	12
GU-RY.R1	RAMA 1 POST	24
GU-RY.R2	RAMA 2 POSTURI	20
GU-RY.R3	RAMA 3 POSTURI	10
GU-RY.R4	RAMA 4 POSTURI	10
GU-RY.R5	RAMA 5 POSTURI	10
GU-RY.R6	RAMA 6 POSTURI	10
GU-RY.S	PRIZA CU CP 16A	12
GU-RY.S.CAP	PRIZA CU CP+CAPAC 16A	12
GU-RY.S.COP	PRIZA CU CP+PROTECTIE COPIL 16A	12
GU-RY.S.COP.CAP	PRIZA CU CP PROTECTIE COPIL CU CAPAC 16A	12
GU-RY.S2	PRIZA CU CP DUBLA 16A	10
GU-RY.SC	INTRERUPATOR SCARA	12
GU-RY.SCL	INTRERUPATOR SCARA CU LED	12
GU-RY.TP	PRIZA TELEFON	12
GU-RY.TP.CAT3	PRIZA TELEFON CAT 3	12
GU-RY.TP2	PRIZA TELEFON DUBLA CAT3	12
GU-RY.TV	PRIZA TV	12
GU-RY.Z	BUTON SONERIE	12



Aparataj ST Eqona Ivory




Cod	Denumire produs	Buc/cutie
GU-EY.1	INTRERUPATOR 10A	12
GU-EY.1CR	INTRERUPATOR CRUCE 10A	12
GU-EY.1L	INTRERUPATOR CU LED 10A	12
GU-EY.1R	INTRERUPATOR CU REVENIRE 10A	12
GU-EY.1RL	INTRERUPATOR CU LED SI REVENIRE 10A	12
GU-EY.2	INTRERUPATOR DUBLU 10A	12
GU-EY.2L	INTRERUPATOR DUBLU CU LED 10A	12
GU-EY.2SC	INTRERUPATOR DUBLU CAP SCARA 10A	12
GU-EY.3	INTRERUPATOR TRIPLU 10A	12
GU-EY.CAL5	PRIZA CALCULATOR CAT 5	12
GU-EY.D1	VARIATOR 1000W	12
GU-EY.D1L	VARIATOR CU LED 1000W	12
GU-EY.DOZA	DOZA APLICATA	12
GU-EY.R1	RAMA 1 POST	24
GU-EY.R2	RAMA 2 POSTURI	20
GU-EY.R3	RAMA 3 POSTURI	10
GU-EY.R4	RAMA 4 POSTURI	10
GU-EY.R5	RAMA 5 POSTURI	10
GU-EY.R6	RAMA 6 POSTURI	10
GU-EY.S	PRIZA CU CP 16A	12
GU-EY.S.CAP	PRIZA CU CP+CAPAC 16A	12
GU-EY.S2	PRIZA DUBLA CU CP 16A	10
GU-EY.SC	INTRERUPATOR CAP SCARA 10A	12
GU-EY.SCL	INTRERUPATOR CAP SCARA CU LED 10A	12
GU-EY.TV	PRIZA TV	12
GU-EY.Z	BUTON SONERIE 10A	12

Rame Ornament Eqona


Cod	Denumire produs	Buc/cutie
GU-EY.RT	RAMA SUPORT SMARTPHONE	10
GU-EY.RP	RAMA SUPORT POZA	10
GU-EY.RC	RAMA SUPORT CHEI	10
GU-EY.RS	RAMA SUPORT STECHER	10
GU-EY.RCT	RAMA CU CEAS SI TERMOMETRU	5



Aparataj ST Sedna



Cod	Denumire Produs	Buc/Cutie
SDN5800121	Rama simpla alb	10
SDN5800321	Rama dubla orizontala, alb	10
SDN5801121	Rama dubla verticala, alb	10
SDN5800521	Rama tripla orizontala alb	10
SDN5801321	Rama tripla verticala alb	10
SDN5800721	Rama cvadrupla orizontala, alb	10
SDN5802021	Rama cvadrupla verticala, alb	10
SDN5800921	Rama ornament oriz,5posturi,alb	10
SDN5801521	Rama verticala, 5 posturi, alb	10
SDN0100121	Intrerupator 10 AX - 250V, alb	10
SDN0400121	Intrerupator cap scara 10AX - 250V alb	10
SDN0500121	Intrerupator cruce 10AX - 250V alb	10
SDN0600121	Intrerupator dublu cap scara 10AX	10
SDN0300121	Intrerupator dublu 10AX - 250V alb	10
SDN1400121	Intrerupator 10AX - 250V ind lum	10
SDN1500121	Intrerupator cap scara 10AX-250V ind lum	10
SDN0501121	Intrerupator cruce 10AX - 250V ind lum	10
SDN1900121	Intrerupator cu card 10 AX - 250 V	10
SDN1300321	Intrerupator jaluzele 10AX - 250V	10
SDN0700121	Intrerupator cu revenire 10AX - 250V alb	10
SDN0800121	Intrerupator cu revenire simb sonerie 10A	10
SDN2200921	Variator tensiune 1000VA alb	10
SDN6000121	Termostat camera,alb	10
SDN3000121	Priza 2P+E, obturatoare 16A, 250V, alb	10
SDN3100121	Priza 2P+E, obtur. si capac 16A, 250V, alb	10
SDN3000421	Priza dubla 2P+E 16A, alb	10
SDN4300121	Priza date,1xRJ45,UTP5e,alb	10
SDN4400121	Priza date,2xRJ45,UTP5e,alb	10
SDN4700121	Priza date,1xRJ45,UTP,6,alb	10
SDN4800121	Priza date,2xRJ45,UTP,6,alb	10
SDN4101121	Priza tel f surub,1xRJ11,alb	10
SDN5100121	Priza tel+date,cat.5e,UTP,alb	10
SDN5200121	Priza tel+date,cat.6,UTP,alb	10
SDN3201821	Priza TV intermediara,4 dB,alb	10
SDN3201621	Priza TV capat,1 dB,alb	10
SDN3301821	Priza TV/R intermediara,4 dB,alb	10
SDN3301621	Priza TV/R capat,1 dB,alb	10
SDN3401921	Priza TV/SAT intermediara,4 dB,alb	10
SDN3401621	Priza TV/SAT capat,1 dB,alb	10
SDN5400121	Priza difuzor,f surub,alb	10
SDN5500121	lesire cablu,alb	10
SDN5600121	Obturator alb	10
SDN5900123	Lampa de veghe, 250V 3W	10
SDN6100121	Cadru montaj aparent, alb	10
SDN6100221	Cadru montaj aparent rame multiple alb	10



Aparataj ST Moderna



MODERNA
ColorLife

Cod	Denumire produs	Buc/cutie
GU-MA.1	INTRERUPATOR 10A	12
GU-MA.1CR	INTRERUPATOR CRUCE 10A	12
GU-MA.1L	INTRERUPATOR CU LED 10A	12
GU-MA.2	INTRERUPATOR DUBLU 10A	12
GU-MA.2L	INTRERUPATOR DUBLU CU LED 10A	12
GU-MA.3	INTRERUPATOR TRIPLU 10A	12
GU-MA.CAL+TP	PRIZA CALCULATOR+TELEFON	12
GU-MA.CAL1	PRIZA CALCULATOR CAT 5	12
GU-MA.D1	VARIATOR 1000W	12
GU-MA.DL1	VARIATOR 1000W CU LED	12
GU-MA.DOZA	DOZA APLICATA	12
GU-MA.P	PRIZA FARA CP 16A	12
GU-MA.P2	PRIZA DUBLA FARA CP 16A	10
GU-MA.R1	RAMA 1 POST	24
GU-MA.R2	RAMA 2 POSTURI	20
GU-MA.R3	RAMA 3 POSTURI	10
GU-MA.R4	RAMA 4 POSTURI	10
GU-MA.R5	RAMA 5 POSTURI	10
GU-MA.R6	RAMA 6 POSTURI	10
GU-MA.S	PRIZA CU CP 16A	12
GU-MA.S.CAP	PRIZA CU CP+CAPAC 16A	12
GU-MA.S.COP	PRIZA CU CP+PROTECTIE COPIL 16A	12
GU-MA.S2	PRIZA DUBLA CU CP 16A	10
GU-MA.SC	INTRERUPATOR CAP SCARA 10A	12
GU-MA.SCL	INTRERUPATOR CAP SCARA CU LED 10A	12
GU-MA.TP	PRIZA TELEFON	12
GU-MA.TP2	PRIZA TELEFON DUBLA	12
GU-MA.TV.T	PRIZA TV DE TRECERE	12
GU-MA.Z	BUTON SONERIE 10A	12

Rame colorate pentru aparataj clasic

ROSU



GU-M.DR1 RO
GU-M.DR2 RO
GU-M.DR3 RO

VERDE FISTIC



GU-M.DR1 VF
GU-M.DR2 VF
GU-M.DR3 VF

TURQUOISE



GU-M.DR1 TURQUOIS
GU-M.DR2 TURQUOIS
GU-M.DR3 TURQUOIS

MOV



GU-M.DR1 MO
GU-M.DR2 MO
GU-M.DR3 MO

ROZ



GU-M.DR1 RO
GU-M.DR2 RO
GU-M.DR3 RO

NEGRU



GU-M.DR1 M
GU-M.DR2 M
GU-M.DR3 M

BEJ



GU-M.DR1 BE
GU-M.DR2 BE
GU-M.DR3 BE

CORAI



GU-M.DR1 COR/
GU-M.DR2 COR/
GU-M.DR3 COR/

* Ramele colorate se potrivesc la urmatoarele game de aparataj: - **VISAGE** (toate culorile)
- **MODERNA**

Aparataj aplicat alb IP20 Misya

IP20



Cod	Denumire produs	Buc/cutie
GU-YA.1	INTRERUPATOR 10A	12
GU-YA.2	INTRERUPATOR DUBLU 10A	12
GU-YA.1L	INTRERUPATOR CU LED 10A	12
GU-YA.2L	INTRERUPATOR DUBLU CU LED 10A	12
GU-YA.SC	INTRERUPATOR CAP SCARA 10A	12
GU-YA.SCL	INTRERUPATOR CAP SCARA CU LED 10A	12
GU-YA.Z	BUTON SONERIE	12
GU-YA.S	PRIZA CU CP 16A	12
GU-YA.S.CAP	PRIZA CU CP+CAPAC 16A	12
GU-YA.S2	PRIZA DUBLA CU CP 16A	10

Aparataj aplicat wenge IP20 Misya

IP20



Cod	Denumire produs	Buc/cutie
GU-YW.1	INTRERUPATOR 10A	12
GU-YW.2	INTRERUPATOR DUBLU 10A	12
GU-YW.1L	INTRERUPATOR CU LED 10A	12
GU-YW.2L	INTRERUPATOR DUBLU CU LED 10A	12
GU-YW.IR	INTRERUPATOR CU REVENIRE 10A	12
GU-YW.SC	INTRERUPATOR CAP SCARA 10A	12
GU-YW.P	PRIZA FARA CP 16A	12
GU-YW.P2	PRIZA DUBLA FARA CP 16A	10
GU-YW.S	PRIZA CU CP 16A	12
GU-YW.S.CAP	PRIZA CU CP+CAPAC 16A	12
GU-YW.S2	PRIZA DUBLA CU CP 16A	10
GU-YW.TP	PRIZA TELEFON	12
GU-YW.Z	BUTON SONERIE	12

Aparataj aplicat alb IP54 Nemliyer

IP54



Cod	Denumire produs	Buc/cutie
GU-NA.1	INTRERUPATOR 10A	12
GU-NA.1+S	INTRERUPATOR+PRIZA CU CP 16A	6
GU-NA.1L	INTRERUPATOR CU LED 10A	12
GU-NA.2	INTRERUPATOR DUBLU 10A	12
GU-NA.2+S	INTRERUPATOR DUBLU+PRIZA CU CP 16A	6
GU-NA.2L	INTRERUPATOR DUBLU CU LED 10A	12
GU-NA.IR	INTRERUPATOR CU REVENIRE 10A	12
GU-NA.IRL	INTRERUPATOR CU LED SI REVENIRE	12
GU-NA.S	PRIZA CU CP 16A	12
GU-NA.S.T	PRIZA CU CP+CAPAC TRANSPARENT 16A	12
GU-NA.S2	PRIZA DUBLA CU CP 16A CU CAPAC	6
GU-NA.SC	INTRERUPATOR CAP SCARA	12
GU-NA.SCL	INTRERUPATOR CAP SCARA CU LED 10A	12
GU-NA.Z	BUTON SONERIE	12



Grupuri de prize - VISAGE



Cod	Denumire produs	Buc/cutie
GU-SM300	GRUP 3 PRIZE CU CP + PROTECTIE COPIIL	30
GU-SM310	GRUP 3 PRIZE CU CP + INTRERUPATOR + PROTECTIE COPIIL	30
GU-SM400	GRUP 4 PRIZE CU CP + PROTECTIE COPIIL	30
GU-SM410	GRUP 4 PRIZE CU CP + INTRERUPATOR + PROTECTIE COPIIL	30
GU-SM600	GRUP 6 PRIZE CU CP + PROTECTIE COPIIL	25
GU-SM610	GRUP 6 PRIZE CU CP + INTRERUPATOR + PROTECTIE COPIIL	25

Grupuri de prize - ARAS

Cod	Denumire produs	Buc/cutie
GU-AR300	GRUP 3 PRIZE CU CP + PROTECTIE COPIIL	30
GU-AR310	GRUP 3 PRIZE CU CP + INTRERUPATOR + PROTECTIE COPIIL	30
GU-AR400	GRUP 4 PRIZE CU CP + PROTECTIE COPIIL	30
GU-AR410	GRUP 4 PRIZE CU CP + INTRERUPATOR + PROTECTIE COPIIL	30
GU-AR600	GRUP 6 PRIZE CU CP + PROTECTIE COPIIL	25
GU-AR610	GRUP 6 PRIZE CU CP + INTRERUPATOR + PROTECTIE COPIIL	25
BS-301	GRUP 12 PRIZE CU CP	10



Prelungitoare - SEMPATY

Cod	Denumire produs	Buc/cutie
F-19A	CUPLA SI STECHER+3M CABLU 16A	1
F-19C	CUPLA SI STECHER+10M CABLU 16A	1

Cod	Denumire produs	Buc/cutie
GU-SM01	PRIZA SUCO MULTIPLA MOBILA 2 POSTURI	30
GU-SM06	PRIZA SUCO MULTIPLA MOBILA 2 POSTURI+INTR	30
GU-SM09	PRELUNGITOR CU CP 2 P/5M+I	12
GU-SM239	PRELUNGITOR CU CP 2 P/7M	12
GU-SM255	PRELUNGITOR CU CP 2 P/7M+I	12
GU-SM256	PRELUNGITOR CU CP 2 P/10M+I	12
GU-SM22	PRELUNGITOR CU CP 3 P/2M+I	12
GU-SM42	PRELUNGITOR CU CP 4 P/2M+I	12
GU-SM43	PRELUNGITOR CU CP 4 P/3M+I	12
GU-SM44	PRELUNGITOR CU CP 4 P/5M+I	12
GU-SM52	PRELUNGITOR CU CP 6 P/2M	12
GU-SM53	PRELUNGITOR CU CP 6 P/3M	12
GU-SM54	PRELUNGITOR CU CP 6 P/5M	12
GU-SM57	PRELUNGITOR CU CP 6 P/2M+I	12
GU-SM58	PRELUNGITOR CU CP 6 P/3M+I	12

Intreruptoare Automate

Cod	Denumire Produs	Buc/Cutie
Easy9 Intreruptor Automat 1P+N		
EZ9P32606	Easy9 Intreruptor aut. 1P+N 4500 C 6A	12
EZ9P32610	Easy9 Intreruptor aut. 1P+N 4500 C 10A	12
EZ9P32616	Easy9 Intreruptor aut. 1P+N 4500 C 16A	12
EZ9P32620	Easy9 Intreruptor aut. 1P+N 4500 C 20A	12
EZ9P32625	Easy9 Intreruptor aut. 1P+N 4500 C 25A	12
EZ9P32632	Easy9 Intreruptor aut. 1P+N 4500 C 32A	12
EZ9P32640	Easy9 Intreruptor aut. 1P+N 4500 C 40A	12
Easy9 Diferentiale 1P+N		
EZ9D32606	Easy9 RCBO 1P+N 4500 AC 30mA C 6A	6
EZ9D32610	Easy9 RCBO 1P+N 4500 AC 30mA C 10A	6
EZ9D32616	Easy9 RCBO 1P+N 4500 AC 30mA C 16A	6
EZ9D32620	Easy9 RCBO 1P+N 4500 AC 30mA C 20A	6
EZ9D32625	Easy9 RCBO 1P+N 4500 AC 30mA C 25A	6
EZ9D32632	Easy9 RCBO 1P+N 4500 AC 30mA C 32A	6
EZ9D32640	Easy9 RCBO 1P+N 4500 AC 30mA C 40A	6
IK60N curba C Intreruptor Automat 1P		
A9K24101	Intreruptor automat iK60N 1P 1A C	12
A9K24102	Intreruptor automat iK60N 1P 2A C	12
A9K24104	Intreruptor automat iK60N 1P 4A C	12
A9K24106	ACTI9 iK60N 1P 6A C	12
A9K24110	ACTI9 iK60N 1P 10A C	12
A9K24116	ACTI9 iK60N 1P 16A C	12
A9K24120	ACTI9 iK60N 1P 20A C	12
A9K24125	ACTI9 iK60N 1P 25A C	12
A9K24132	ACTI9 iK60N 1P 32A C	12
A9K24140	ACTI9 iK60N 1P 40A C	12
A9K24150	Intreruptor automat iK60N 1P 50A C	12
A9K24163	Intreruptor automat iK60N 1P 63A C	12
IK60N curba C Intreruptor Automat 2P		
A9K24202	ACTI9 iK60N 2P 2A C	6
A9K24203	ACTI9 iK60N 2P 3A C	6
A9K24204	ACTI9 iK60N 2P 4A C	6
A9K24206	ACTI9 iK60N 2P 6A C	6
A9K24210	ACTI9 iK60N 2P 10A C	6
A9K24216	ACTI9 iK60N 2P 16A C	6
A9K24220	ACTI9 iK60N 2P 20A C	6
A9K24225	ACTI9 iK60N 2P 25A C	6
A9K24232	ACTI9 iK60N 2P 32A C	6
A9K24240	ACTI9 iK60N 2P 40A C	6
A9K24250	ACTI9 iK60N 2P 50A C	6
A9K24263	Intreruptor automat iK60N 2P 63A C	6
IK60N curba C Intreruptor Automat 3P		
A9K24306	ACTI9 iK60N 3P 6A C	4
A9K24310	ACTI9 iK60N 3P 10A C	4
A9K24316	ACTI9 iK60N 3P 16A C	4
A9K24320	ACTI9 iK60N 3P 20A C	4
A9K24325	ACTI9 iK60N 3P 25A C	4
A9K24332	ACTI9 iK60N 3P 32A C	4
A9K24340	ACTI9 iK60N 3P 40A C	4
A9K24350	ACTI9 iK60N 3P 50A C	4
A9K24363	Intreruptor automat iK60N 3P 63A C	4
IK60N curba C Intreruptor Automat 4P		
A9K24406	ACTI9 iK60N 4P 6A C	3
A9K24410	ACTI9 iK60N 4P 10A C	3
A9K24416	ACTI9 iK60N 4P 16A C	3
A9K24420	ACTI9 iK60N 4P 20A C	3
A9K24425	ACTI9 iK60N 4P 25A C	3
A9K24432	ACTI9 iK60N 4P 32A C	3
A9K24440	ACTI9 iK60N 4P 40A C	3
A9K24450	ACTI9 iK60N 4P 50A C	3
A9K24463	ACTI9 iK60N 4P 63A C	3



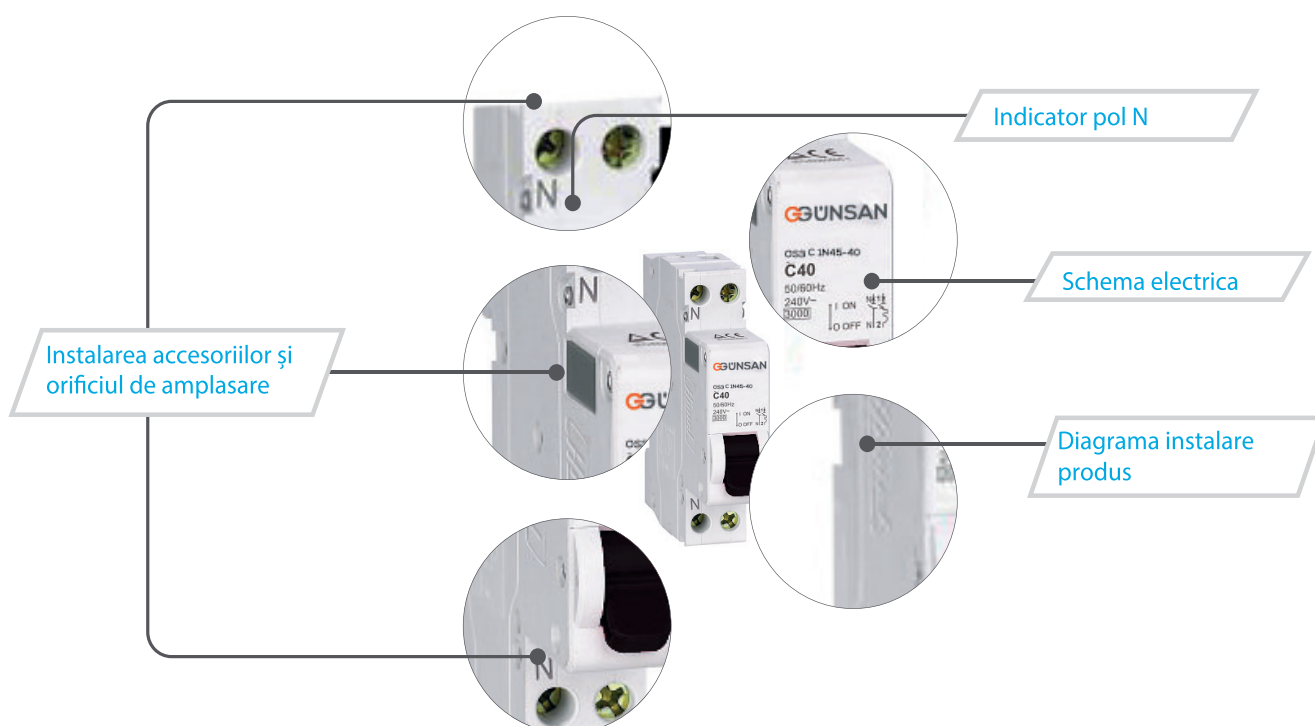
Intreruptoare automate Pol+Nul

Caracteristici

Tensiune nominala de functionare (V)	1P+N: 240 AC
Curent nominal (A)	6-40
Frecventa retea electrica (Hz)	50/60
Poli	1P+N
Capacitate de rupere (kA)	4.5



Cod	Denumire Produs	Buc/Cutie
G-OS3C1N45-06	Intreruptor Aut. 1P+N, 4.5kA, C 6A	12
G-OS3C1N45-10	Intreruptor Aut. 1P+N, 4.5kA, C 10A	12
G-OS3C1N45-16	Intreruptor Aut. 1P+N, 4.5kA, C 16A	12
G-OS3C1N45-20	Intreruptor Aut. 1P+N, 4.5kA, C 20A	12
G-OS3C1N45-25	Intreruptor Aut. 1P+N, 4.5kA, C 25A	12
G-OS3C1N45-32	Intreruptor Aut. 1P+N, 4.5kA, C 32A	12
G-OS3C1N45-40	Intreruptor Aut. 1P+N, 4.5kA, C 40A	12



Intreruptoare automate 1P/2P/3P/4P (6 kA)



Caracteristici Tehnice

Gama	VALTA Seria OS3 18 mm (6 kA)
Standard	IEC 60898
Certificari	TSE,CE,TÜV
Nr. Poli Protejati	1-4
[In] Curent Nominal	1,2,3,4,5,6,10,16,20,25,32,40,50,63A
Tensiune nominala de functionare	240/415V AC
Tensiune de izolare	500V

Caracteristici electrice


[In] Curent nominal	1-63
Capacitate de rupere (kA)	6
Cod pentru curba	C
Nr. Poli	1, 2, 3, 4
Tensiune nominala de functionare	240/415
Curba	C / Limita de declansare magnetica 5-10 In

Caracteristici mecanice

Durabilitate electrica	6000 cicluri
Durabilitate mecanica	25000 actionari
Grad de protectie	2
Temperatura de functionare	-20° C ~ +60° C
Conexiune	Max 25mm ² flexibil

Intreruptoare automate VALTA Monopolare 6 kA

Cod	Denumire Produs	Buc/Cutie
G-OS3C160-06	Intreruptor Aut. MCB 1P, 6kA, C 6A	12
G-OS3C160-10	Intreruptor Aut. MCB 1P, 6kA, C 10A	12
G-OS3C160-16	Intreruptor Aut. MCB 1P, 6kA, C 16A	12
G-OS3C160-20	Intreruptor Aut. MCB 1P, 6kA, C 20A	12
G-OS3C160-25	Intreruptor Aut. MCB 1P, 6kA, C 25A	12
G-OS3C160-32	Intreruptor Aut. MCB 1P, 6kA, C 32A	12
G-OS3C160-40	Intreruptor Aut. MCB 1P, 6kA, C 40A	12
G-OS3C160-50	Intreruptor Aut. MCB 1P, 6kA, C 50A	12
G-OS3C160-63	Intreruptor Aut. MCB 1P, 6kA, C 63A	12



Mecanism de
Proiectare

Bobină magnetică de
deschidere

Tehnologie de bypass

Intreruptoare automate VALTA / 6 kA



Intreruptoare automate VALTA Bipolare 6 kA		
Cod	Denumire Produs	Buc/Cutie
G-OS3C260-06	Intreruptor Aut. MCB 2P, 6kA, C 6A	6
G-OS3C260-10	Intreruptor Aut. MCB 2P, 6kA, C 10A	6
G-OS3C260-16	Intreruptor Aut. MCB 2P, 6kA, C 16A	6
G-OS3C260-20	Intreruptor Aut. MCB 2P, 6kA, C 20A	6
G-OS3C260-25	Intreruptor Aut. MCB 2P, 6kA, C 25A	6
G-OS3C260-32	Intreruptor Aut. MCB 2P, 6kA, C 32A	6
G-OS3C260-40	Intreruptor Aut. MCB 2P, 6kA, C 40A	6
G-OS3C260-50	Intreruptor Aut. MCB 2P, 6kA, C 50A	6
G-OS3C260-63	Intreruptor Aut. MCB 2P, 6kA, C 63A	6



Intreruptoare automate VALTA Tripolare 6 kA		
Cod	Denumire Produs	Buc/Cutie
G-OS3C360-06	Intreruptor Aut. MCB 3P, 6kA, C 6A	4
G-OS3C360-10	Intreruptor Aut. MCB 3P, 6kA, C 10A	4
G-OS3C360-16	Intreruptor Aut. MCB 3P, 6kA, C 16A	4
G-OS3C360-20	Intreruptor Aut. MCB 3P, 6kA, C 20A	4
G-OS3C360-25	Intreruptor Aut. MCB 3P, 6kA, C 25A	4
G-OS3C360-32	Intreruptor Aut. MCB 3P, 6kA, C 32A	4
G-OS3C360-40	Intreruptor Aut. MCB 3P, 6kA, C 40A	4
G-OS3C360-50	Intreruptor Aut. MCB 3P, 6kA, C 50A	4
G-OS3C360-63	Intreruptor Aut. MCB 3P, 6kA, C 63A	4



Intreruptoare automate VALTA Tetrapolare 6 kA		
Cod	Denumire Produs	Buc/Cutie
G-OS3C460-06	Intreruptor Aut. MCB 4P, 6kA, C 6A	3
G-OS3C460-10	Intreruptor Aut. MCB 4P, 6kA, C 10A	3
G-OS3C460-16	Intreruptor Aut. MCB 4P, 6kA, C 16A	3
G-OS3C460-20	Intreruptor Aut. MCB 4P, 6kA, C 20A	3
G-OS3C460-25	Intreruptor Aut. MCB 4P, 6kA, C 25A	3
G-OS3C460-32	Intreruptor Aut. MCB 4P, 6kA, C 32A	3
G-OS3C460-40	Intreruptor Aut. MCB 4P, 6kA, C 40A	3
G-OS3C460-50	Intreruptor Aut. MCB 4P, 6kA, C 50A	3
G-OS3C460-63	Intreruptor Aut. MCB 4P, 6kA, C 63A	3

Intreruptoare automate VALTA cu diferential RCBO/RCCB

Caracteristici tehnice

RCBO Intreruptor automat cu diferential si protectie la suprasarcina		
Caracteristici Electrice	Standard	IEC/EN 6 10 09-1
	Certificari	CB,CE,TUV
	Tip	AC
	Nr. Poli	1P+N
	Curent nominal (A)	6, 10, 16, 20, 25, 32, 40
	Tensiune izolatoare	500 V
	Capacitatea de rupere	4500 A
Sensibilitate	30mA	
Cod de curba : C		
Caracteristici Mecanice	Durabilitate Electrica	10 000 On - Off
	Durabilitate Mecanica	20 000 On - Off
	Grad de protectie	IP20
	Temperatura ambientala de functionare	-25°C ~+70°C



Intreruptor automat VALTA RCBO

Cod	Denumire Produs	Buc/Cutie
G-RCBO32-06/30	Valta RCBO 1P+N 4500 AC 30mA C 6A	6
G-RCBO32-10/30	Valta RCBO 1P+N 4500 AC 30mA C 10A	6
G-RCBO32-16/30	Valta RCBO 1P+N 4500 AC 30mA C 16A	6
G-RCBO32-20/30	Valta RCBO 1P+N 4500 AC 30mA C 20A	6
G-RCBO32-25/30	Valta RCBO 1P+N 4500 AC 30mA C 25A	6
G-RCBO32-32/30	Valta RCBO 1P+N 4500 AC 30mA C 32A	6
G-RCBO32-40/30	Valta RCBO 1P+N 4500 AC 30mA C 40A	6



Intreruptoare automate VALTA Diferentiale 6 kA

Cod	Denumire Produs	Buc/Cutie
G-KA32-25\30	Intreruptor Aut. RCCB 2P, 6kA, 30mA, 25A	1
G-KA32-32\30	Intreruptor Aut. RCCB 2P, 6kA, 30mA, 32A	1
G-KA32-40\30	Intreruptor Aut. RCCB 2P, 6kA, 30mA, 40A	1
G-KA32-63\30	Intreruptor Aut. RCCB 2P, 6kA, 30mA, 63A	1

Caracteristici Tehnice

Intreruptor automat	KA3 / RCCB
Standard	IEC 61008
Certificari	TÜV, CE, TSE
Tip	AC
Nr. Poli	2
Curent nominal	25,32,40,63A
Tensiune nominala	230/400V AC
Tensiune izolatoare	500V
Sensibilitate	30mA
Caracteristici mecanice	
Durabilitate electrica	1000 On - Off
Durabilitate mecanica	2000 On - Off
Protectie supratensiune	Nu
Indicator de declansare	30 mA
Indicator eroare	Indicatie mecanica in partea din fata
Grad de protectie	2
Temperatura de functionare	-25° C ~ +40° C
Conexiune	Maxim 25mm ² Cablu (In≤63A) Maxim 35mm ² Cablu (In>63A)
Instalare	
Curent nominal (A)	25-100m
Surub	M5
Cuplu maxim (Nm)	4.5
Cuplu minim (Nm)	2.0
Montaj	35mm DIN-RAY

Intreruptoare automate VALTA tip USOL 3P


Intreruptor automat VALTA tip USOL /FIX 3P

Cod GU	Denumire Produs	Buc/Cutie
G-GHF3063-32525	Intreruptor Aut. Tip USOL MCCB 3P, 25kA, 25A Fix	1
G-GHF3063-32532	Intreruptor Aut. Tip USOL MCCB 3P, 25kA, 32A Fix	1
G-GHF3063-32540	Intreruptor Aut. Tip USOL MCCB 3P, 25kA, 40A Fix	1
G-GHF3063-32550	Intreruptor Aut. Tip USOL MCCB 3P, 25kA, 50A Fix	1
G-GHF3063-32563	Intreruptor Aut. Tip USOL MCCB 3P, 25kA, 63A Fix	1
G-GHF3100-33580	Intreruptor Aut. Tip USOL MCCB 3P, 35kA, 80A Fix	1
G-GHF3100-335100	Intreruptor Aut. Tip USOL MCCB 3P, 35kA, 100A Fix	1
G-GHF3250-335125	Intreruptor Aut. Tip USOL MCCB 3P, 35kA, 125A Fix	1
G-GHF3250-335160	Intreruptor Aut. Tip USOL MCCB 3P, 35kA, 160A Fix	1
G-GHF3250-335200	Intreruptor Aut. Tip USOL MCCB 3P, 35kA, 200A Fix	1
G-GHF3250-335250	Intreruptor Aut. Tip USOL MCCB 3P, 35kA, 250A Fix	1
G-GHF3400-350400	Intreruptor Aut. Tip USOL MCCB 3P, 50kA, 400A Fix	1
G-GHF3630-350630	Intreruptor Aut. Tip USOL MCCB 3P, 50kA, 630A Fix	1
G-GHF31250-3851000	Intreruptor Aut. Tip USOL MCCB 3P, 85kA, 1000A Fix	1



Caracteristici tehnice

Usol magnetic fix

Dimensiuni carcasa	63	100	250	
Standard	IEC 60947-2	IEC 60947-2	IEC 60947-2	
Certificari	TÜV, CE, TSE	KEMA, CE, TSE	KEMA, CE, TSE	
Tensiune Nominala de functionare (V)	400/415	400/415	400/415	
Tensiune de izolare (V)	690	690	690	
Capacitate de rupere (kV)	6	6	6	
Amperaj (A)	25-63	80-100	125-250	
Nr. Poli	3/4	3/4	3/4	
Capacitate de rupere (kA)	S	F	F	
Capacitate maxima de rupere nominala scurtcircuit (kA)	50/60HZ AC 400/415V	35	50	
Capacitatea nominala de rupere la scurtcircuit (kA rms)	50/60HZ AC 400/415V	18	26	50
Durata de viata mecanica	20000	20000	20000	
Durata de viata electrica (On - Off)	AC 400/415V	4000	4000	4000

Usol tip fix magnetic

Dimensiuni carcasa	400	630	800	1250
Standard	IEC 60947-2	IEC 60947-2	IEC 60947-2	-
Certificari	KEMA, CE, TSE	KEMA, CE, TSE	TÜV, CE, TSE	-
Tensiune Nominala de functionare (V)	400/415/690	400/415/690	400/690	400/690
Tensiune de izolare (V)	800	800	800	800
Capacitate de rupere (kV)	8	8	8	8
Amperaj (A)	315-400	500-630	800	1000-125
Nr. Poli	3/4	3/4	3/4	3/4
Capacitate de rupere (kA)	F	F	F	N
Capacitate maxima de rupere nominala scurtcircuit (kA)	50/60HZ AC 400/415V	50	70	85
Capacitatea nominala de rupere la scurtcircuit (kA rms)	50/60HZ AC 400/415V	50	30	45
Durata de viata mecanica	20000	10000	2500	2500
Durata de viata electrica (On - Off)	AC 400/415V	2000	2000	500

Accesorii

Contact auxiliar
Bobina de declansare (AC 230V)
Bobină de joasă tensiune (AC 230V)
Mecanism motor (AC 230V)
Separator

Intreruptoare automate VALTA tip USOL 3P reglabil



Funcție

Satisface toate nevoile sistemului, cu gama sa largă de produse de la 25 A la 800 A și o varietate bogată de accesorii.

Protecție magneto - termică

- Protecție la supratensiune
- Protecție la scurtcircuit



Intrerupator automat VALTA tip USOL /REGLABIL 3P		
Cod	Denumire Produs	Buc/Cutie
G-GHA1003-5032/40	Intreruptor Aut. Tip USOL MCCB 3P, 50kA, Reglabil 32~40A	1
G-GHA1003-5050/63	Intreruptor Aut. Tip USOL MCCB 3P, 50kA, Reglabil 50~63A	1
G-GHA1003-5080/100	Intreruptor Aut. Tip USOL MCCB 3P, 50kA, Reglabil 80~100A	1
G-GHA2503-50125/160	Intreruptor Aut. Tip USOL MCCB 3P, 50kA, Reglabil 125~160A	1
G-GHA2503-50200/250	Intreruptor Aut. Tip USOL MCCB 3P, 50kA, Reglabil 200~250A	1
G-GHA6303-70400/500	Intreruptor Aut. Tip USOL MCCB 3P, 70kA, Reglabil 400~500A	1
G-GHA6303-70500/630	Intreruptor Aut. Tip USOL MCCB 3P, 70kA, Reglabil 500~630A	1

Caracteristici tehnice

Usol magnetic reglabil				
	100	250	400	630
Dimensiuni carcasa				
Standard	IEC 60947-2	IEC 60947-2	IEC 60947-2	IEC 60947-2
Certificari	KEMA, CE, TSE	KEMA, CE, TSE	KEMA, CE, TSE	KEMA, CE, TSE
Nr. Poli	3-4	3-4	3-4	3-4
Capacitate de rupere (kA)	A	A	A	A
Capacitate maxima de rupere nominala scurtcircuit (kA rms)	50	50	70	70
Capacitate nominala de rupere la scurtcircuit (kA rms)	%50	%50	%50	%50
Durabilitate mecanica (On - Off)	8500	7000	4000	4000
Durabilitate Electrica (On - Off)	1500	1000	1000	1000
Unitatea de deschidere				
Curent Nominal (A) In	25/40/63/100	25/160/200/250	400	500/630
Accesorii				
Contact auxiliar	•	•	•	•
Bobina de declansare (AC 230V)	•	•	•	•
Bobina de joasa tensiune AC 230V)	•	•	•	•
Mecanism motor (AC 230V)	•	•	•	•

Intreruptoare automate VALTA tip USOL 4P



Funcție

Satisface toate nevoile sistemului, cu gama sa largă de produse de la 40 A la 630 A și o varietate bogată de accesorii.

Protecție împotriva curentului rezidual
100mA, 300mA, 500mA

Protecție magneto - termică
- Protecție la supratensiune
- Protecție la scurtcircuit



Intreruptor automat VALTA tip USOL /FIX 4P

Cod	Denumire Produs	Buc/Cutie
G-GHF3-063-4-25-50	Intreruptor Aut. Tip USOL MCCB 4P, 25kA, 50A Fix	1
G-GHF3-063-4-25-63	Intreruptor Aut. Tip USOL MCCB 4P, 25kA, 63A Fix	1
G-GHF3-250-4-35-125	Intreruptor Aut. Tip USOL MCCB 4P, 35kA, 125A Fix	1
G-GHF3-250-4-35-250	Intreruptor Aut. Tip USOL MCCB 4P, 35kA, 250A Fix	1
G-GHF3-400-4-50-400	Intreruptor Aut. Tip USOL MCCB 4P, 50kA, 400A Fix	1
G-GHF3-630-4-50-630	Intreruptor Aut. Tip USOL MCCB 4P, 50kA, 630A Fix	1
G-GHF3-800-4-70-800	Intreruptor Aut. Tip USOL MCCB 4P, 70kA, 800A Fix	1

Caracteristici tehnice

Comutator compact ignifug

Certificari	CE			
Dimensiuni carcasa	125	250	400	630
Nr. Poli	4	4	4	4
Tensiune nominala (V)	400/415	400/415	400/415	400/415
Curent nominal (A)	40/50/63/80/100	125/160/200/250	315/400	500/630
Tensiune nominala de izolare (V)	800	800	800	800
Tensiune nominala de rezistenta la impuls (kV)	8	8	8	8
Durabilitate mecanica (On - Off)	20000	20000	10000	10000
Durabilitate electrica (On - Off)	8000	8000	7500	7500

Accesorii

Contact auxiliar
Bobina de declansare (AC 230V)

• Optiuni disponibile

Protectii motor VALTA



Caracteristici tehnice

Mod activare	Buton
Tensiune nominala de rezistenta la impact	6000V
Tensiune de functionare nominala	690V
Tensiune izolatoare	690V
Frecventa nominala de functionare	50/60Hz
Clasa de deschidere	10A
Cuplu de conectare	1.7Nm
Durabilitate mecanica	100000 (On - Off)
Durabilitate electrica AC-3 400W	100000 (On - Off)
Protectie	Protectie fazica, Protectie supratensiune
Protectie la scurtcircuit	Da
Izolare	Da
Compensarea temperaturii	Da

Intreruptor protectie Motor

Cod	Denumire Produs	Buc/Cutie
G-GDP32-10	Intreruptor protectie motor, 4.0kw, 6~10A	1
G-GDP32-18	Intreruptor protectie motor, 7.5kw, 13~18A	1
G-GDP32-25	Intreruptor protectie motor, 11.0kw, 20~25A	1
G-GDP32-32	Intreruptor protectie motor, 15.0kw, 24~32A	1




Cutii de sigurante

* IP40

* VISION



Cod	Denumire produs	Buc/cutie
VS-CS1-2.A	CUTIE 1-2 SIGURANTE APLICATA	20
VS-CS3-4	CUTIE 3-4 SIGURANTE APLICATA	20
VS-CS02.A	CUTIE 2 SIGURANTE APLICATA	30
VS-CS04.A	CUTIE 4 SIGURANTE APLICATA	27
VS-CS06.A	CUTIE 6 SIGURANTE APLICATA	18
VS-CS08.A	CUTIE 8 SIGURANTE APLICATA	16
VS-CS12.A	CUTIE 12 SIGURANTE APLICATA	10
VS-CS18.A	CUTIE 18 SIGURANTE APLICATA	6
VS-CS24.A	CUTIE 24 SIGURANTE APLICATA	6
VS-CS36.A	CUTIE 36 SIGURANTE APLICATA	6
VS-CS02.I	CUTIE 2 SIGURANTE INCASTRATA	30
VS-CS04.I	CUTIE 4 SIGURANTE INCASTRATA	27
VS-CS06.I	CUTIE 6 SIGURANTE INCASTRATA	18
VS-CS08.I	CUTIE 8 SIGURANTE INCASTRATA	16
VS-CS12.I	CUTIE 12 SIGURANTE INCASTRATA	10
VS-CS18.I	CUTIE 18 SIGURANTE INCASTRATA	6
VS-CS24.I	CUTIE 24 SIGURANTE INCASTRATA	6
VS-CS36.I	CUTIE 36 SIGURANTE INCASTRATA	6



Cutii de sigurante

* IP40

* Easy9



Cod	Denumire produs	Buc/cutie
EZ9E108S2S	CUTIE 8 SIGURANTE APLICATA	1
EZ9E112S2S	CUTIE 12 SIGURANTE APLICATA	1
EZ9E118S2S	CUTIE 18 SIGURANTE APLICATA	1
EZ9E212S2S	CUTIE 24 SIGURANTE APLICATA	1
EZ9E312S2S	CUTIE 36 SIGURANTE APLICATA	1
EZ9E108S2F	CUTIE 8 SIGURANTE INCASTRATA	1
EZ9E112S2F	CUTIE 12 SIGURANTE INCASTRATA	1
EZ9E118S2F	CUTIE 18 SIGURANTE INCASTRATA	1
EZ9E212S2F	CUTIE 24 SIGURANTE INCASTRATA	1
EZ9E312S2F	CUTIE 36 SIGURANTE INCASTRATA	1

Panouri din ABS pentru Sigurante

* Include contrapanou

* IP65/ HF

*Material ABS



Panouri cu USA opaca

Cod	Denumire Produs	Dim (cm)
VS-PC203013O	PANOU 20X30X13 ABS IP65 USA MATA	20 X 30 X 13
VS-PC253515O	PANOU 25X35X15 ABS IP65 USA MATA	25 X 35 X 15
VS-PC304017O	PANOU 30X40X17 ABS IP65 USA MATA	30 X 40 X 17
VS-PC304022O	PANOU 30X40X22 ABS IP65 USA MATA	30 X 40 X 22
VS-PC405024O	PANOU 40X50X24 ABS IP65 USA MATA	40 X 50 X 24
VS-PC406020O	PANOU 40X60X20 ABS IP65 USA MATA	40 X 60 X 20
VS-PC507025O	PANOU 50X70X25 ABS IP65 USA MATA	50 X 70 X 25
VS-PC608026O	PANOU 60X80X26 ABS IP65 USA MATA	60 X 80 X 26



Panouri cu USA transparenta din Policarbonat

Cod	Denumire Produs	Dim (cm)
VS-PC203013T	PANOU 20X30X13 ABS IP65 USA TRANSP.	20 X 30 X 13
VS-PC253515T	PANOU 25X35X15 ABS IP65 USA TRANSP.	25 X 35 X 15
VS-PC304017T	PANOU 30X40X17 ABS IP65 USA TRANSP.	30 X 40 X 17
VS-PC304022T	PANOU 30X40X22 ABS IP65 USA TRANSP.	30 X 40 X 22
VS-PC405024T	PANOU 40X50X24 ABS IP65 USA TRANSP.	40 X 50 X 24
VS-PC406020T	PANOU 40X60X20 ABS IP65 USA TRANSP.	40 X 60 X 20
VS-PC507025T	PANOU 50X70X25 ABS IP65 USA TRANSP.	50 X 70 X 25
VS-PC608026T	PANOU 60X80X26 ABS IP65 USA TRANSP.	60 X 80 X 26

Panouri cu USA transparenta din Policarbonat pentru sigurante

Cod	Denumire Produs	Dim (cm)
VS-PS253515T	PANOU ABS USA TRANSP. 8X2 SIGURANTE	25 X 35 X 15
VS-PS304017T	PANOU ABS USA TRANSP. 12X2 SIGURANTE	30 X 40 X 17
VS-PS355019T	PANOU ABS USA TRANSP. 12X3 SIGURANTE	35 X 50 X 19
VS-PS406020T	PANOU ABS USA TRANSP. 15X4 SIGURANTE	40 X 60 X 20



Panouri Poliester Ranforsat cu Fibra de sticla

* Include contrapanou

* IP65



Cod	Denumire Produs	Buc/Bax
PY-203012.E	PANOU 20X30X12 POLIESTER ETIEN	1
PY-213213.E	PANOU 21X32X13 POLIESTER ETIEN	1
PY-253017.E	PANOU 25X30X17 POLIESTER ETIEN	1
PY-304017.E	PANOU 30X40X17 POLIESTER ETIEN	1
PY-355017.E	PANOU 35X50X17 POLIESTER ETIEN	1
PY-406020.E	PANOU 40X60X20 POLIESTER ETIEN	1
PY-507020.E	PANOU 50X70X20 POLIESTER ETIEN	1
PY-608022.E	PANOU 60X80X22 POLIESTER ETIEN	1

Panouri Metalice

* Include contrapanou

* IP54

Cod	Denumire produs	Buc/Bax
PM-20X25X15	PANOU 20X25X15 METALIC IP54	1
PM-25X30X15	PANOU 25X30X15 METALIC IP54	1
PM-25X35X15	PANOU 25X35X15 METALIC IP54	1
PM-25X35X20	PANOU 25X35X20 METALIC IP54	1
PM-30X30X20	PANOU 30X30X20 METALIC IP54	1
PM-30X35X15	PANOU 30X35X15 METALIC IP54	1
PM-30X40X15	PANOU 30X40X15 METALIC IP54	1
PM-30X40X20	PANOU 30X40X20 METALIC IP54	1
PM-35X45X15	PANOU 35X45X15 METALIC IP54	1
PM-40X50X20	PANOU 40X50X20 METALIC IP54	1
PM-40X60X20	PANOU 40X60X20 METALIC IP54	1
PM-50X60X25	PANOU 50X60X25 METALIC IP54	1
PM-60X100X25	PANOU 60X100X25 METALIC IP54	1
PM-60X100X30	PANOU 60X100X30 METALIC IP54	1
PM-60X70X20	PANOU 60X70X20 METALIC IP54	1
PM-60X80X25	PANOU 60X80X25 METALIC IP54	1
PM-60X90X25	PANOU 60X90X25 METALIC IP54	1
PM-80X100X30	PANOU 80X100X30 METALIC IP54	1
PM-80X120X30	PANOU 80X120X30 METALIC IP54	1
PM-80X140X30	PANOU 80X140X30 METALIC IP54	1



Incuietori pentru panouri



PZ-204U



PZ-204-AU1
PZ-204-AU2




PZ-203C-N

Doze si camine de vizitare



Doze Aplicate IP65

Cod	Denumire produs	Dimensiune	Buc/Bax
VS-DO85X85X40	DOZA TERMO PLASTIC APLICATA IP20	85X85X40	20
VS-DO85X85X50	DOZA TERMO PLASTIC APLICATA IP65	85X85X50	16
VS-DO100X100X50	DOZA TERMO PLASTIC APLICATA IP65	100X100X50	18
VS-DO110X110X74	DOZA TERMO PLASTIC APLICATA IP65	110X110X74	12
VS-DO120X150X80	DOZA TERMO PLASTIC APLICATA IP65	120X150X80	8
VS-DO210X120X74	DOZA TERMO PLASTIC APLICATA IP65	210X120X74	4
VS-DO150X150X80	DOZA TERMO PLASTIC APLICATA IP65	150X150X80	8
VS-DO150X190X80	DOZA TERMO PLASTIC APLICATA IP65	150X190X80	8
VS-DO200X200X80	DOZA TERMO PLASTIC APLICATA IP65	200X200X80	5
VS-DO210X120X160	DOZA TERMO PLASTIC APLICATA IP65	210X120X160	24
VS-DO200X200X160	DOZA TERMO PLASTIC APLICATA IP65	200X200X160	12
VS-DO280X210X160	DOZA TERMO PLASTIC APLICATA IP65	280X210X160	12



Capac gratar pentru camin vizitare

Cod	Denumire Produs	Dimensiune	Buc/Bax
VS-CMG2020	CAPAC GRATAR CAMIN VIZITARE 20X20X20CM	20 x 20 x 20	1
VS-CMG3030	CAPAC GRATAR CAMIN VIZITARE 30X30X30CM	30 x 30 x 30	1
VS-CMG4040	CAPAC GRATAR CAMIN VIZITARE 40X40X40CM	40 x 40 x 40	1
VS-CMG5555	CAPAC GRATAR CAMIN VIZITARE 55X55X55CM	55 x 55 x 55	1

Camine vizitare

Cod	Denumire Produs	Dimensiune	Buc/Bax
VS-CM2020	CAMIN VIZITARE 20X20X20CM	20 x 20 x 20	1
VS-CM3030	CAMIN VIZITARE 30X30X30CM	30 x 30 x 30	1
VS-CM4040	CAMIN VIZITARE 40X40X40CM	40 x 40 x 40	1
VS-CM5555	CAMIN VIZITARE 55X55X55CM	55 x 55 x 55	1

Doze pentru instalatii electrice

Doza etansa de derivatie rotunda IP54



Cod	Dimensiune	Culoare		
CU32-21001-653	65x35	GRI	Buc/Bax	60
CU32-21020-653	65x35	ALB	Buc/Bax	60
CU32-21002-804	80x40	GRI	Buc/Bax	60
CU32-21021-804	80x40	ALB	Buc/Bax	60

Doza etansa de derivatie patrata IP55




Cod	Dimensiune	Culoare		
CU32-21003-656	65x65x40	GRI	Buc/Bax	60
CU32-21004-808	80x80x40	GRI	Buc/Bax	60
CU32-21022-808	80x80x40	ALB	Buc/Bax	60
CU32-21009-100	100x100x50 surub PVC	GRI	Buc/Bax	60
CU32-21005-100	100x100x50	GRI	Buc/Bax	60
CU32-21023-100	100x100x50	ALB	Buc/Bax	60
CU32-21024-100	100x100x50 surub PVC	ALB	Buc/Bax	60
CU32-21006-120	120x80x50	GRI	Buc/Bax	50
CU32-21007-150	150x110x70	GRI	Buc/Bax	24
CU32-21008-190	190x140x70	GRI	Buc/Bax	12
MU-DO138X226X131	138X226X131	GRI	Buc/Bax	1
MU-DO138X226X131	138X226X131 Geam Transparent	Gri+TR	Buc/Bax	1

Doze aparataj pentru gips-carton



Cod	Dimensiune	Culoare		
08-21040-001	F 65X45	GALBEN	Buc/Bax	100
08-21041-002	F 65X2	GALBEN	Buc/Bax	60
08-21042-003	F 65X3	GALBEN	Buc/Bax	60

Doze derivatie pentru gips-carton



Cod	Dimensiune	Culoare		
08-21047-100	Rotunda 100 X 50	GALBEN	Buc/Bax	100
08-21043-105	105X105X45	GALBEN	Buc/Bax	40
08-21044-155	155X105X45	GALBEN	Buc/Bax	40
08-21045-220	220X160X75	GALBEN	Buc/Bax	6

Doze pentru instalatii electrice

Doze de derivatie rotunde

Cod	Dimensiune	Culoare		Buc/bax
CU08-21001-001	75X30	PORTOCALIU	BUC	100
CU08-21002-100	100X35	PORTOCALIU	BUC	60



Doze pentru aparataj

Cod	Dimensiune	Culoare		Buc/bax
CU08-21021-065	65X35	PORTOCALIU	BUC	100
CU08-21022-002	70X40	NEGRU	BUC	100



Doze derivatie Ultra pentru instalatii electrice

Cod	Dimensiune	Culoare		Buc/bax
CU08-21003-080	80X80X45	PORTOCALIU	BUC	50
CU08-21004-105	105X105X45	PORTOCALIU	BUC	40
CU08-21005-155	105X155X45	PORTOCALIU	BUC	30
CU08-21006-125	125X155X50	PORTOCALIU	BUC	40
CU08-21007-190	190X145X50	PORTOCALIU	BUC	20
CU08-21008-290	290X145X50	PORTOCALIU	BUC	10



Doze derivatie adanci

Cod	Dimensiune	Culoare		Buc/bax
CU08-13135-003	130X130X55	ROSU	BUC	44
CU08-16166-004	160X160X65	ROSU	BUC	20
CU08-20207-005	200X200X70	ROSU	BUC	12



Doze pentru aparataj EVO

Cod	Dimensiune	Culoare		Buc/bax
CU08-21023-003	61X50.5	PORTOCALIU	BUC	100
DISTANTIER EVO	-	-	-	-
CU08-21027-003	-	PORTOCALIU	BUC	100



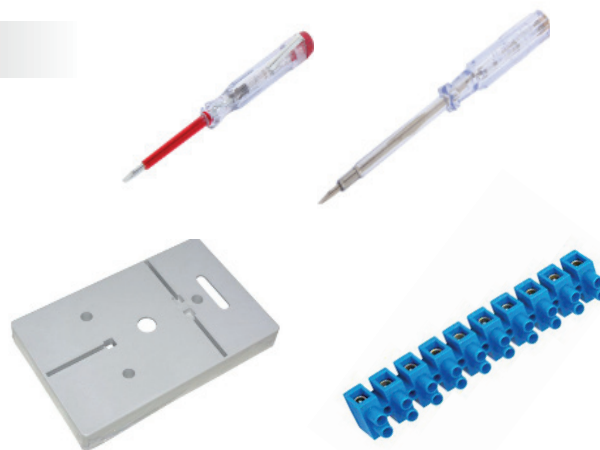
Doze pentru aparataj modular

Cod	Dimensiune	Culoare		Buc/bax
CU08-21024-003	94X58X50	ALBASTRU	BUC	100
CU08-21025-004	118X58X50	ALBASTRU	BUC	50
CU08-21026-006	171X58X50	ALBASTRU	BUC	50
MO-D2	60X40	NEGRU	BUC	30
MO-D3	105X45X75	NEGRU	BUC	6
MO-D4	130X45X75	NEGRU	BUC	6
MO-D7	185X45X75	NEGRU	BUC	6



Accesorii

Cod	Denumire Produs	Buc/Cutie
F-151	CLEMA SIR NR1 /1-2,5 MM	50
F-152	CLEMA SIR NR2 / 4-6 MM	50
F-153	CLEMA SIR NR3 / 6-16 MM	50
F-154	CLEMA SIR NR4/16-25 MM	50
C-CT1	CREION TENSIUNE 15 CM	25
C-CT2	CREION TENSIUNE 20 CM	25
MO-R.CONT.M	SUPORT CONTOR MONOFAZIC	10
MO-R.CONT.T	SUPORT CONTOR TRIFAZIC	10



Cod	Denumire Produs	Buc/Cutie
C-TMDE14	DULIE E14 PORTELAN	100
C-TMDE27	DULIE E27 PORTELAN	200
C-TMDE27.C	DULIE E27 PORTELAN+CLEMA	200
C-TMDE40	DULIE E40 PORTELAN	20
F-145	DULIE E14 PLASTIC	100
F-146	DULIE E27 PLASTIC	100
F-12	DULIE E14 PLASTIC+INEL	100
F-72	DULIE E27 PLASTIC+INEL	100
C-TM03.S15	DULIE G5.3	50
C-TM04.S15	DULIE GU 10	50
C-E14.E27	ADAPTOR E14/E27	20
C-E27.E14	ADAPTOR E27/E14	20
C-E40.E27	ADAPTOR E40/E27	20
BS-107	TIJA CU DULIE PORTELAN E27	50



VS-MD7013



VT-N2020851



VS-SNL.M30



VS-SNS.M30

Cod	Denumire Produs	Buc/Cutie
VS-MD7013	APLICA OVALA CU GRATAR E27 DIM 95MMX195MM	4
VS-SNL.M30	PLAFONIERA CU LED SI SENZOR 18W 30CM 6000K	1
VS-SNS.M30	PLAFONIERA CU SENZOR GEAM MAT 2X25W E27 300MM	1
VT-N2020851	PLAFONIERA CU LED 15W 3000K	1




Cod	Denumire Produs	Buc/Cutie
BS-101.05	CABLU CCA 3X2.5 CU STECHER SI CUPLA ROSU 5M	1
BS-101.10	CABLU CCA 3X2.5 CU STECHER SI CUPLA ROSU 10M	1
BS-101.15	CABLU CCA 3X2.5 CU STECHER SI CUPLA ROSU 15M	1
BS-101.20	CABLU CCA 3X2.5 CU STECHER SI CUPLA ROSU 20M	1
BS-101.30	CABLU CCA 3X2.5 CU STECHER SI CUPLA ROSU 30M	1



Accesorii

Cod	Denumire Produs	Buc/Cutie
BS-098	STECHER CU CP 16A	50
F-182	STECHER CU CP CU MANER+INEL 16A	50
BS-164	STECHER CU CP CU MANER 16A	50
BS-100	STECHER FARA CP 10A	50
F-43A	STECHER FARA CP 10A PLAT	50
BS-099	CUPLA CU CP 16A	50
F-17A	CUPLA FARA CP 10A	50
F-44	CUPLA FARA CP 10A PLATA	50
F-31	STECHER CU DULIE E27	50
BS-106	INTRERUPATOR PE FIR ALB	75
BS-47	STECHER CU CP+INTRERUPATOR 16A	50




Cod	Denumire Produs	Buc/Cutie
BS-104	ADAPTOR ENGLEZESC	50
BS-096	ADAPTOR UNIVERSAL	50
BS-095	STECHER CINCI IESIRI FARA CP ALB 10A	50
F-13	STECHER TRIPLU FARA CP ALB 10A	50
BS-088	STECHER DUBLU CU CP ALB 16A	20
BS-090	STECHER TRIPLU CU CP ALB 16A	20
BS-097	STECHER TRIPLU CU CP+INTRERUPATOR 16A	24
BS-091	STECHER CVADRUPLU CU CP ALB 16A	20

Cod	Denumire Produs	Buc/Cutie
F-143	INTRERUPATOR CU PRIZA CU CP 16 A	15
F-129	PRIZA CU CP APLICATA ROTUNDA 16A	20
BS-156	PRIZA TRIPLA CU CP ST TRIUNGHI ALB 16A	30
F-46	INTRERUPATOR PT PANOU	50
BS-300	TAMBUR PT CABLU ELECTRIC 4X16A	1



Accesorii

Cod	Denumire Produs	Buc/Bax
BS-163	STECHEER CU CP CAUCIUC NEGRU 16A	40
BS-163B	STECHEER CU CP CAUCIUC ALBASTRU 16A	40
BS-163P	STECHEER CU CP CAUCIUC PORTOCALIU 16A	40
BS-163Y	STECHEER CU CP CAUCIUC GALBEN 16A	40
BS-311	STECHEER CU CP CAUCIUC NEGRU+INEL 16A	40
BS-311B	STECHEER CU CP CAUCIUC ALBASTRU+INEL 16A	40
BS-311P	STECHEER CU CP CAUCIUC PORTOCALIU+INEL 16A	40
BS-311Y	STECHEER CU CP CAUCIUC GALBEN+INEL 16A	40
BS-176	CUPLA CU CP CAUCIUC NEAGRA 16A	50
BS-176B	CUPLA CU CP CAUCIUC ALBASTRA 16A	50
BS-176P	CUPLA CU CP CAUCIUC PORTOCALIE 16A	50
BS-176Y	CUPLA CU CP CAUCIUC GALBENA 16A	50



Cod	Denumire Produs	Buc/Bax
BS-197	PRIZA CU CP PT CAUCIUC 16A	32
BS-177	GRUP 2 PRIZE CAUCIUC NEGRU 16A	20
BS-170	GRUP 3 PRIZE CAUCIUC NEGRU 16A	15
BS-166	GRUP 4 PRIZE CAUCIUC NEGRU 16A	12
BS-170B	GRUP 3 PRIZE CAUCIUC ALBASTRU 16A	15
BS-170P	GRUP 3 PRIZE CAUCIUC PORTOCALIU 16A	15
BS-170Y	GRUP 3 PRIZE CAUCIUC GALBEN 16A	15

Cod	Denumire Produs	Buc/Bax
VS-RAC3P1-2	RACORD CABLU IP68 1 INTRARE 2 IESIRI	1



Cod	Denumire Produs	Buc/Bax
C-IZ-BANDA.A	BANDA IZOLATOARE ALB 20M 13MM	10
C-IZ-BANDA.B	BANDA IZOLATOARE ALBASTRU 20M 13MM	10
C-IZ-BANDA.G	BANDA IZOLATOARE GALBEN 20M 13MM	10
C-IZ-BANDA.N	BANDA IZOLATOARE NEGRU 20M 13MM	10
C-IZ-BANDA.R	BANDA IZOLATOARE ROSU 20M 13MM	10
C-IZ-BANDA.V	BANDA IZOLATOARE VERDE 20M 13MM	10
C-IZ-BANDA.G-V	BANDA IZOLATOARE G-V 20M 13MM	10

Senzori

Cod	Denumire Produs	Buc/Bax
VT-S6110040	SENZOR PERETE 180° 1200W	1
VT-S6110020	SENZOR TAVAN 360° 1200W	1
VT-S6110070	SENZOR 360° INCASTRABIL 800W	1
VT-S6110020	SENZOR LUMINA 10A	1
C-LX.MV360.S1	SENZOR TAVAN 360°/RADAR 1200W 8SEC-12MI	1



Tab rigid PVC si accesorii

Tab rigid mufabil 320N CanaLux

COD	Diam.INT	Denumire Produs	M/Pachet	Culoare	
CX-T3.16M	Ø16	TUB RIGID 16mm 320N 3M	99	GRI	MUFABIL
CX-T3.20M	Ø20	TUB RIGID 20mm 320N 3M	99	GRI	MUFABIL
CX-T3.25M	Ø25	TUB RIGID 25mm 320N 3M	99	GRI	MUFABIL

Tab rigid mufabil 750N CanaLux

COD	Diam.INT	Denumire Produs	M/Pachet	Culoare	
CX-T7.16M	Ø16	TUB RIGID 16mm 750N 3M	99	GRI	MUFABIL
CX-T7.20M	Ø20	TUB RIGID 20mm 750N 3M	99	GRI	MUFABIL
CX-T7.25M	Ø25	TUB RIGID 25mm 750N 3M	99	GRI	MUFABIL



COMBO Tub rigid tip usor 320N

COD	Diam.EXT	Diam.INT	Culoare	U.M.	Ambalaj
CU30-21013-016		Ø16	GRI	M	360
CU30-21014-020		Ø20	GRI	M	225
CU30-21015-025		Ø25	GRI	M	150
CU30-21016-032		Ø32	GRI	M	90



Cuple

COD	Diam.EXT	Diam.INT	Culoare		Ambalaj
CU38-21001-016	Ø16		GRI	BUC	10punga/400cutie
CU38-21002-020	Ø20		GRI	BUC	10punga/250cutie
CU38-21003-025	Ø25		GRI	BUC	10punga/150cutie
CU38-21004-032	Ø32		GRI	BUC	5punga/80cutie



COT 90*

COD	Diam.EXT	Diam.INT	Culoare		Ambalaj
CU39-21007-016	Ø16		GRI	BUC	25punga/200cutie
CU39-21008-020	Ø20		GRI	BUC	25punga/100cutie
CU39-21009-025	Ø25		GRI	BUC	10punga/250cutie
CU39-21010-032	Ø32		GRI	BUC	5punga/150cutie



Ungchi 90*

COD	Diam.EXT	Diam.INT	Culoare		Ambalaj
CU36-20001-016	Ø16		GRI	BUC	10punga/250cutie
CU36-20002-020	Ø20		GRI	BUC	10punga/250cutie
CU36-20003-025	Ø25		GRI	BUC	10punga/250cutie
CU36-20004-032	Ø32		GRI	BUC	5punga/75cutie



Cupla "T"

COD	Diam.EXT	Diam.INT	Culoare		Ambalaj
CU37-20001-016	Ø16		GRI	BUC	10punga/250cutie
CU37-20002-020	Ø20		GRI	BUC	10punga/250cutie
CU37-20003-025	Ø25		GRI	BUC	10punga/250cutie
CU37-20004-032	Ø32		GRI	BUC	5punga/75cutie



Copex metalic

Cod	Denumire Produs	M/Buc
EV-TS.09M	COPEX METALIC 9MM/50M	50
EV-TS.11M	COPEX METALIC 11MM/50M	50
EV-TS.14M	COPEX METALIC 14MM/50M	50
EV-TS.16M	COPEX METALIC 16MM/50M	50
EV-TS.18M	COPEX METALIC 18MM/50M	50
EV-TS.21M	COPEX METALIC 21MM/50M	50
EV-TS.26M	COPEX METALIC 26MM/25M	25
EV-TS.32M	COPEX METALIC 32MM/25M	25
EV-TS.37M	COPEX METALIC 37MM/25M	25
EV-TS.50M	COPEX METALIC 50MM/25M	25



Copex metalic cu izolatie din PVC

Cod	Denumire Produs	M/Buc
EV-TS.09IP	COPEX METALIC+IZOLATIE PVC 9MM/50M	50
EV-TS.11IP	COPEX METALIC+IZOLATIE PVC 11MM/50M	50
EV-TS.14IP	COPEX METALIC+IZOLATIE PVC 14MM/50M	50
EV-TS.16IP	COPEX METALIC+IZOLATIE PVC 16MM/50M	50
EV-TS.18IP	COPEX METALIC+IZOLATIE PVC 18MM/50M	50
EV-TS.21IP	COPEX METALIC+IZOLATIE PVC 21MM/50M	50
EV-TS.26IP	COPEX METALIC+IZOLATIE PVC 26MM/25M	25
EV-TS.32IP	COPEX METALIC+IZOLATIE PVC 32MM/25M	25
EV-TS.37IP	COPEX METALIC+IZOLATIE PVC 37MM/25M	25
EV-TS.50IP	COPEX METALIC+IZOLATIE PVC 50MM/25M	25
EV-TS.63IP	COPEX METALIC+IZOLATIE PVC 63MM/25M	25



Copex PVC ignifug

Cod	Denumire Produs	M/Buc
MO-TS.11MM	TUB COPEX 11MM IGNIFUG ROLA 50M	50
MO-TS.13MM	TUB COPEX 13MM IGNIFUG ROLA 50M	50
MO-TS.16MM	TUB COPEX 16MM IGNIFUG ROLA 50M	50
MO-TS.20MM	TUB COPEX 20MM IGNIFUG ROLA 50M	50
MO-TS.25MM	TUB COPEX 25MM IGNIFUG ROLA 50M	50
MO-TS.32MM	TUB COPEX 32MM IGNIFUG ROLA 25M	25



Copex PVC ignifug cu sarma

Cod	Denumire Produs	M/Buc
MO-TS.S16MM	TUB COPEX 16MM IGNIFUG CU SARMA ROLA 50M	50
MO-TS.S20MM	TUB COPEX 20MM IGNIFUG CU SARMA ROLA 50M	50
MO-TS.S25MM	TUB COPEX 25MM IGNIFUG CU SARMA ROLA 50M	50
MO-TS.S32MM	TUB COPEX 32MM IGNIFUG CU SARMA ROLA 25M	25



Canal cablu alb



10 x 8

Product Code	CX-F10X8
Package	Nylon
Lenght	2 m
Size	10 x 8
Package total (m)	108 m



12 x 12

Product Code	CX-F12X12
Package	Nylon
Lenght	2 m
Size	12 x 12
Package total (m)	200 m



15 x 10

Product Code	CX-F15X10
Package	Nylon
Lenght	2 m
Size	15 x 10
Package total (m)	200 m



15 x 15

Product Code	CX-F15X15
Package	Nylon
Lenght	2 m
Size	15 x 15
Package total (m)	128 m



16 x 16

Product Code	CX-F16X16
Package	Nylon
Lenght	2 m
Size	16 x 16
Package total (m)	100 m



20 x 10

Product Code	CX-F20X10
Package	Nylon
Lenght	2 m
Size	20 x 10
Package total (m)	200 m



25 x 16

Product Code	CX-F25X16
Package	Nylon
Lenght	2 m
Size	25 x 16
Package total (m)	100 m




25 x 25

Product Code	CX-F25X25
Package	Nylon
Lenght	2 m
Size	25 x 25
Package total (m)	50 m



30 x 15

Product Code	CX-F30X15
Package	Nylon
Lenght	2 m
Size	30 x 15
Package total (m)	60 m



30 x 20

Product Code	CX-F30X20
Package	Nylon
Lenght	2 m
Size	30 x 20
Package total (m)	50 m



30 x 30

Product Code	CX-F30X30
Package	Nylon
Lenght	2 m
Size	30 x 30
Package total (m)	30 m



40 x 16

Product Code	CX-F40X16
Package	Nylon
Lenght	2 m
Size	40 x 16
Package total (m)	60 m



40 x 25

Product Code	CX-F40X25
Package	Nylon
Lenght	2 m
Size	40 x 25
Package total (m)	40 m



40 x 40

Product Code	CX-F40X40
Package	Nylon
Lenght	2 m
Size	40 x 40
Package total (m)	36 m



60 x 40

Product Code	CX-F60X40
Package	Nylon
Lenght	2 m
Size	60 x 40
Package total (m)	24 m



60 x 60

Product Code	CX-F60X60
Package	Nylon
Lenght	2 m
Size	60 x 60
Package total (m)	16 m



80 x 40

Product Code	CX-F80X40
Package	Nylon
Lenght	2 m
Size	80 x 40
Package total (m)	24 m



80 x 60

Product Code	CX-F80X60
Package	Nylon
Lenght	2 m
Size	80 x 60
Package total (m)	16 m



100 x 40

Product Code	CX-F100X40
Package	Nylon
Lenght	2 m
Size	100 x 40
Package total (m)	16 m



100 x 60

Product Code	CX-F100X60
Package	Nylon
Lenght	2 m
Size	100 x 60
Package total (m)	16 m

Canal cablu alb cu adeziv



12 x 12

Product Code	CX-F12x12A
Package	Nylon
Length	2 m
Size	12 x 12
Package total (m)	200 m



15 x 10

Product Code	CX-F15x10A
Package	Nylon
Length	2 m
Size	15 x 10
Package total (m)	200 m



15 x 15

Product Code	CX-F15x15A
Package	Nylon
Length	2 m
Size	15 x 15
Package total (m)	128 m



16 x 16

Product Code	CX-F16x16A
Package	Nylon
Length	2 m
Size	16 x 16
Package total (m)	100 m



20 x 10

Product Code	CX-F20x10A
Package	Nylon
Length	2 m
Size	20 x 10
Package total (m)	200 m



25 x 16

Product Code	CX-F25x16A
Package	Nylon
Length	2 m
Size	25 x 16
Package total (m)	100 m



25 x 25

Product Code	CX-F25x25A
Package	Nylon
Length	2 m
Size	25 x 25
Package total (m)	50 m



30 x 15

Product Code	CX-F30x15A
Package	Nylon
Length	2 m
Size	30 x 15
Package total (m)	30 m



30 x 20

Product Code	CX-F30x20A
Package	Nylon
Length	2 m
Size	30 x 20
Package total (m)	50 m



30 x 30

Product Code	CX-F30x30A
Package	Nylon
Length	2 m
Size	30 x 30
Package total (m)	30 m



40 x 16

Product Code	CX-F40x16A
Package	Nylon
Length	2 m
Size	40 x 16
Package total (m)	60 m




40 x 25

Product Code	CX-F40x25A
Package	Nylon
Length	2 m
Size	40 x 25
Package total (m)	40 m




40 x 40

Product Code	CX-F40x40A
Package	Nylon
Length	2 m
Size	40 x 40
Package total (m)	24 m




Canal cablu perforat



25 x 25

Product Code	CX-FPR25x25G
Package	Nylon
Length	2 m
Size	25 x 25
Package total (m)	36 m




25 x 40

Product Code	CX-FPR25x40G
Package	Nylon
Length	2 m
Size	25 x 40
Package total (m)	24 m



25 x 80

Product Code	CX-FPR25x80G
Package	Nylon
Length	2 m
Size	25 x 80
Package total (m)	12 m



40 x 40

Product Code	CX-FPR40x40G
Package	Nylon
Length	2 m
Size	40 x 40
Package total (m)	16 m




40 x 60

Product Code	CX-FPR40x60G
Package	Nylon
Length	2 m
Size	40 x 60
Package total (m)	20 m




40 x 80

Product Code	CX-FPR40x80G
Package	Nylon
Length	2 m
Size	40 x 80
Package total (m)	8 m




60 x 40

Product Code	CX-FPR60x40G
Package	Nylon
Length	2 m
Size	60 x 40
Package total (m)	20 m



60 x 60

Product Code	CX-FPR60x60G
Package	Nylon
Length	2 m
Size	60 x 60
Package total (m)	12 m



80 x 40

Product Code	CX-FPR80x40G
Package	Nylon
Length	2 m
Size	80 x 40
Package total (m)	12 m

Canal cablu colorat



12 x 12

Product Code	CX-F12x12XX
Package	Nylon
Length	2 m
Size	12 x 12
Package total (m)	50 m



16 x 16

Product Code	CX-F16x16XX
Package	Nylon
Length	2 m
Size	16 x 16
Package total (m)	60 m



20 x 10

Product Code	CX-F20x10XX
Package	Nylon
Length	2 m
Size	20 x 10
Package total (m)	80 m



25 x 16

Product Code	CX-F25x16XX
Package	Nylon
Length	2 m
Size	25 x 16
Package total (m)	60 m



25 x 25


Product Code	CX-F25x25XX
Package	Nylon
Length	2 m
Size	25 x 25
Package total (m)	40 m



40 x 25

Product Code	CX-F40x25XX
Package	Nylon
Length	2 m
Size	40 x 25
Package total (m)	24 m

COLOR OPTIONS



Canal cablu colorat cu adeziv



12 x 12

Product Code	CX-F12x12A.XX
Package	Nylon
Length	2 m
Size	12 x 12
Package total (m)	60 m



16 x 16

Product Code	CX-F16x16A.XX
Package	Nylon
Length	2 m
Size	16 x 16
Package total (m)	60 m



20 x 10

Product Code	CX-F20x10A.XX
Package	Nylon
Length	2 m
Size	20 x 10
Package total (m)	64 m




25 x 16

Product Code	CX-F25x16A.XX
Package	Nylon
Length	2 m
Size	25 x 16
Package total (m)	60 m



25 x 25


Product Code	CX-F25x25A.XX
Package	Nylon
Length	2 m
Size	25 x 25
Package total (m)	40 m



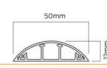
40 x 25


Product Code	CX-F40x25A.XX
Package	Nylon
Length	2 m
Size	40 x 25
Package total (m)	24 m

Canal cablu de pardoseala

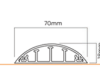



50x12/70x18

CX-FP50x12A	CX-FP50x12G	CX-FP70x18A	CX-FP70x18G
			
Lenght : 2m			
Size : 50x12/70x18			
Package total (m) : 50m/ 24m			
Package : Nylon			
Weight (kg) : 13.375 kg			
Volume (m ³) : 0.039 m ³			

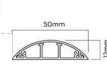



50x12/70x18

CX-FP50x12F	CX-FP70x18F	CX-FP50x12M	CX-FP70x18M
CX-FP50x12S	CX-FP70x18S		
Lenght : 2m			
Size : 50x12/70x18			
Package total (m) : 50m/ 24m			
Package : Nylon			
Weight (kg) : 10.925 kg			
Volume (m ³) : 0.048 m ³			

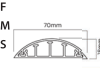



50x12/70x18

CX-FP50x12A.A	CX-FP50x12A.G	CX-FP70x18A.A	CX-FP70x18A.G
			
Lenght : 2m			
Size : 50x12/70x18			
Package total (m) : 50m/ 24m			
Package : Nylon			
Weight (kg) : 14.10 kg			
Volume (m ³) : 0.0394 m ³			



50x12/70x18

CX-FP50x12A.F	CX-FP70x18A.F	CX-FP50x12A.M	CX-FP70x18A.M
CX-FP50x12A.S	CX-FP70x18A.S		
Lenght : 2m			
Size : 50x12/70x18			
Package total (m) : 50m/ 24m			
Package : Nylon			
Weight (kg) : 11.51 kg			
Volume (m ³) : 0.0481 m ³			



Legenda:

- A - Alb
- G - Gri
- F - Fag
- M - Mahon
- S - Stejar

Canal cablu pentru aparataj



100 x 35

Product code:	CX-F100x35
Package	: Box
Lenght	: 2m
Size	: 100x35
Package total (m):	20 m
Weight (kg)	: 18 Kg
Volume (m ³)	: 0.063



100 x 50

Product code:	CX-F100x50
Package	: Box
Lenght	: 2m
Size	: 100x50
Package total (m):	12 m
Weight (kg)	: 16.2 Kg
Volume (m ³)	: 0.063

Accesorii Asamblare si Imbinare

Aparataj pentru canal cablu

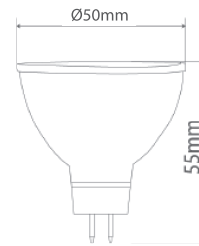


Becuri LED Vito

BASIS MR16

6.5W

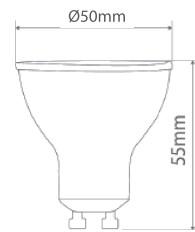
Cod	Putere	CCT	Flux Lum	Buc/Folie	Buc/Bax
VT-B1515770	6.5W	2700K	513lm	10	50
VT-B1515780	6.5W	4000K	526lm	10	50
VT-B1515790	6.5W	6000K	539lm	10	50



BASIS GU10

6.5W

Cod	Putere	CCT	Flux Lum	Buc/Folie	Buc/Bax
VT-B1515650	6.5W	2700K	513lm	10	50
VT-B1515660	6.5W	4000K	526lm	10	50
VT-B1515670	6.5W	6000K	539lm	10	50

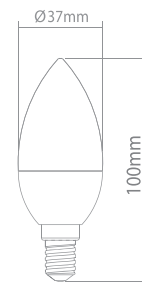


BASIS C 37 - Lumanare

E14

6.5W

Cod	Putere	CCT	Flux Lum	Buc/Folie	Buc/Bax
VT-B1515590	6.5W	2700K	507lm	10	50
VT-B1515600	6.5W	4000K	520lm	10	50
VT-B1515610	6.5W	6000K	533lm	10	50

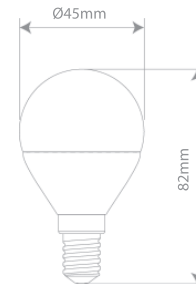


BASIS G 45 - Sferic

E14

6.5W

Cod	Putere	CCT	Flux Lum	Buc/Folie	Buc/Bax
VT-B1515740	6.5W	2700K	507lm	10	50
VT-B1515750	6.5W	4000K	520lm	10	50
VT-B1515760	6.5W	6000K	533lm	10	50

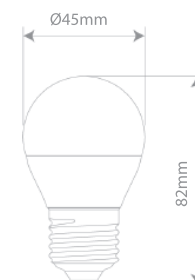


BASIS G45 - Sferic

E27

6.5W

Cod	Putere	CCT	Flux Lum	Buc/Folie	Buc/Bax
VT-B1515620	6.5W	2700K	507lm	10	50
VT-B1515630	6.5W	4000K	520lm	10	50
VT-B1515640	6.5W	6000K	533lm	10	50



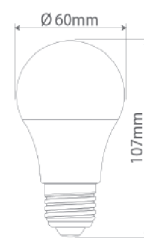
Becuri LED Vito

BASIS A60

E27

9W

Cod	Putere	CCT	Flux Lum	Buc/Folie	Buc/Bax
VT-B1515710	9W	2700K	783lm	10	50
VT-B1515720	9W	4000K	801lm	10	50
VT-B1515730	9W	6000K	819lm	10	50



BASIS A60

E27

11.5 W

Cod	Putere	CCT	Flux Lum	Buc/Folie	Buc/Bax
VT-B1515680	11.5W	2700K	1012lm	10	50
VT-B1515690	11.5W	4000K	1035lm	10	50
VT-B1515700	11.5W	6000K	1058lm	10	50



BASIS A60

E27

15W

Cod	Putere	CCT	Flux Lum	Buc/Folie	Buc/Bax
VT-B1515560	15W	2700K	1335lm	10	50
VT-B1515570	15W	4000K	1365lm	10	50
VT-B1515580	15W	6000K	1395lm	10	50

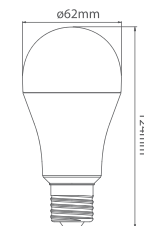


ADVANCED A62

E27

16W

Cod	Putere	CCT	Flux Lum	Buc/Folie	Buc/Bax
VT-AD1517210	16W	2700K	1376lm	10	80
VT-AD1517220	16W	4000K	1408lm	10	80
VT-AD1517230	16W	6000K	1440lm	10	80

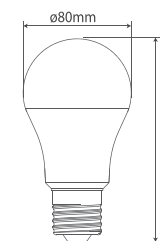


ADVANCED A80

E27

19W

Cod	Putere	CCT	Flux Lum	Buc/Folie	Buc/Bax
VT-AD1517270	19W	2700K	1748lm	10	80
VT-AD1517280	19W	4000K	1786lm	10	80
VT-AD1517290	19W	6000K	1824lm	10	80



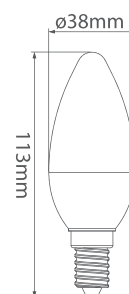
Becuri LED Vito

ADVANCE C38 - Lumanare

E14

8W

Cod	Putere	CCT	Flux Lum	Buc/Folie	Buc/Bax
VT-AD1517390	8W	2700K	704lm	10	80
VT-AD1517400	8W	4000K	720lm	10	80
VT-AD1517410	8W	6000K	736lm	10	80

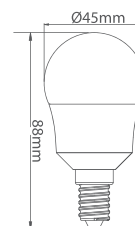


ADVANCE G45 - Sferic

E14

8.5W

Cod	Putere	CCT	Flux Lum	Buc/Folie	Buc/Bax
VT-AD1517570	8.5W	2700K	731lm	10	80
VT-AD1517580	8.5W	4000K	748lm	10	80
VT-AD1517590	8.5W	6000K	765lm	10	80

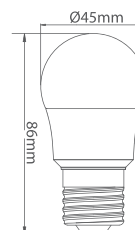


ADVANCE G45 - Sferic

E27

8.5W

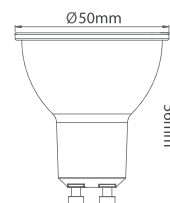
Cod	Putere	CCT	Flux Lum	Buc/Folie	Buc/Bax
VT-AD1517600	8.5W	2700K	731lm	10	80
VT-AD1517610	8.5W	4000K	748lm	10	80
VT-AD1517620	8.5W	6000K	765lm	10	80



ADVANCE GU10

8.5W

Cod	Putere	CCT	Flux Lum	Buc/Folie	Buc/Bax
VT-1517660	8.5W	2700K	688lm	10	80
VT-1517670	8.5W	4000K	705lm	10	80
VT-1517680	8.5W	6000K	723lm	10	80

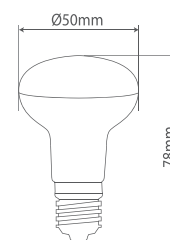


REFLED 2 - R50

E14

7.7W

Cod	Putere	CCT	Flux Lum	Buc/Folie	Buc/Bax
VT-RF1512840	7.7W	2700K	620lm	30	60
VT-RF1512850	7.7W	4000K	656lm	30	60
VT-RF1512860	7.7W	6000K	691lm	30	60



Becuri LED Vito



ST 64



G 95



ST 64



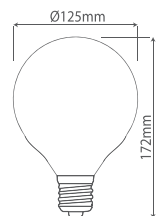
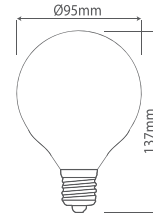
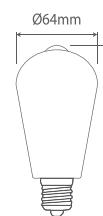
G 125

LEDISONE - RETRO

E27

8W

Cod	Putere	CCT	Flux Lum	Tip	Buc/Bax
VT-R1513910	8W	2700K	800lm	ST64 - dimabil	50
VT-R1513530	8W	2700K	800lm	ST64	50
VT-R1513540	8W	2700K	800lm	G95	50
VT-R1513550	8W	2700K	800lm	G125	50

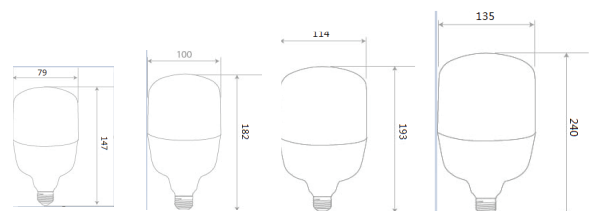


Quasar - T80/T100/T120/T140

E27

20W/30W/40W/50W

Cod	Putere	CCT	Flux Lum	Buc/Bax
VT-Q1518500	20W	6400K	1700lm	20
VT-Q1518510	30W	6400K	2550lm	20
VT-Q1518520	40W	6400K	3400lm	12
VT-Q1518530	50W	6400K	4250lm	6



Banda LED

Banda cu LED 12V/IP20
3.6W/m - 14.4W/m

Cod	Putere	CCT	Voltaj	Buc/Bax	M/buc	Grad Protectie
VT-BL5530130	3.6W/m	3000K	12V	1	5m	IP20
VT-BL5530140	3.6W/m	6500K	12V	1	5m	IP20
VT-BL5530170	3.6W/m	rosu	12V	1	5m	IP20
VT-BL5530160	3.6W/m	verde	12V	1	5m	IP20
VT-BL5530180	3.6W/m	albastru	12V	1	5m	IP20
VT-BL5501570	14.4W/m	3000K	12V	1	5m	IP20
VT-BL5501590	14.4W/m	6500K	12V	1	5m	IP20

Banda cu LED 12V/IP44
7.2W/m - 14.4W/m

Cod	Putere	CCT	Voltaj	Buc/Bax	M/buc	Grad Protectie
VT-BL5501210	9.6W/m	3000K	12V	1	5m	IP44
VT-BL5501220	9.6W/m	6500K	12V	1	5m	IP44
VT-BL5501510	7.2W/m	RGB	12V	1	5m	IP20
VT-BL5501670	14.4W/m	RGB	12V	1	5m	IP20

Cod	Putere	Voltaj	Buc/Bax	Denumire	Grad Protectie
VT-CB6210060	144W	12VDC	1	Controller RGB	IP20


Transformatoare - banda LED
12VDC

Cod	Putere	Tensiune intrare	Tensiune iesire	Buc/Bax	Grad Protectie
VT-TB6240400	25W	185-260V(AC)	12VDC	1	IP20
VT-TB6240420	36W	185-260V(AC)	12VDC	1	IP20
VT-TB6240410	60W	185-260V(AC)	12VDC	1	IP20
VT-TB6240430	100W	185-260V(AC)	12VDC	1	IP20
VT-TB6240510	150W	185-260V(AC)	12VDC	1	IP20
VT-TB6240470	250W	185-260V(AC)	12VDC	1	IP20
VT-TB6240480	360W	185-260V(AC)	12VDC	1	IP20



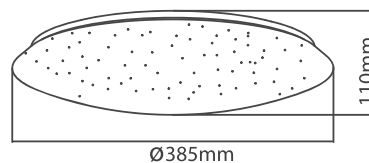
Plafoniere cu LED si telecomanda

Cod: VT-PE2024600

PEARL A35



Putere	CCT	Flux Luminos	Buc/Bax
26W	3000K	1560 lm	10
50W	4200K	3200 lm	
26W	6400K	1690 lm	
4W	Lumina de noapte	240 lm	

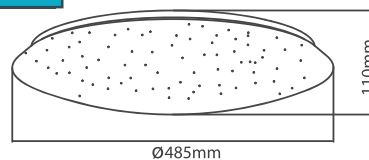


Cod: VT-PE2024610

PEARL A45



Putere	CCT	Flux Luminos	Buc/Bax
38W	3000K	2052 lm	6
75W	4200K	4200 lm	
38W	6400K	2280 lm	
5W	Lumina de noapte	300 lm	



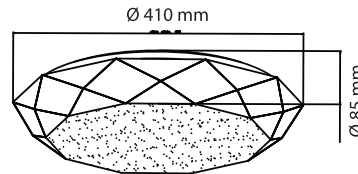
Plafoniere cu LED si telecomanda

Cod: VT-PE2025450

DIAMOND RH35



Putere	CCT	Flux Luminos	Buc/Bax
24W	2700K	1680 lm	10
48W	4000K	3600 lm	
24W	6400K	1920 lm	
3W	Lumina de noapte	144 lm	

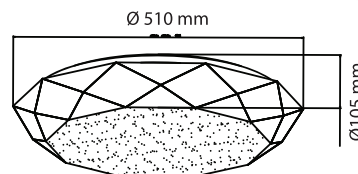


Cod: VT-PE2025460

DIAMOND RH45



Putere	CCT	Flux Luminos	Buc/Bax
38W	2700K	2160 lm	6
72W	4000K	4680 lm	
38W	6400K	2520 lm	
5W	Lumina de noapte	190 lm	

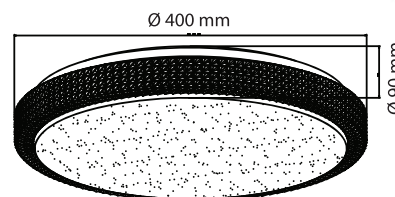


Cod: VT-PE2025430

NOTILUS RH35



Putere	CCT	Flux Luminos	Buc/Bax
24W	2700K	1680 lm	10
48W	4000K	3600 lm	
24W	6400K	1920 lm	
3W	Lumina de noapte	144 lm	

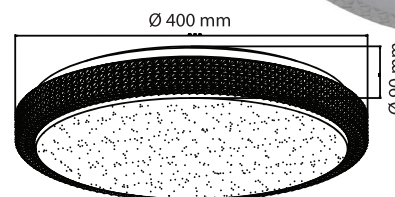


Cod: VT-PE2025440

NOTILUS RH45



Putere	CCT	Flux Luminos	Buc/Bax
36W	2700K	2160 lm	6
72W	4000K	4680 lm	
36W	6400K	2520 lm	
4W	Lumina de noapte	190 lm	

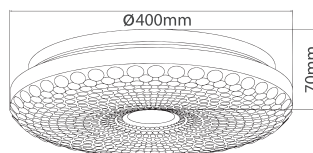


Plafoniere cu LED si telecomanda

Cod: VT-PE2024620

PEARL D35

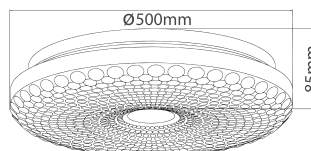
Putere	CCT	Flux Luminos	Buc/Bax
27W	3000K	1593 lm	10
52W	4200K	3328 lm	
27W	6400K	1809 lm	
4W	Lumina de noapte	244 lm	



Cod: VT-PE2024630

PEARL D45

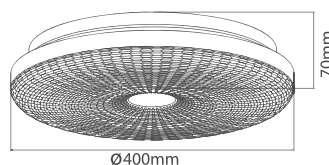
Putere	CCT	Flux Luminos	Buc/Bax
39W	3000K	2418 lm	6
78W	4200K	5070 lm	
39W	6400K	2652 lm	
5W	Lumina de noapte	380 lm	



Cod: VT-PE2024640

PEARL F35

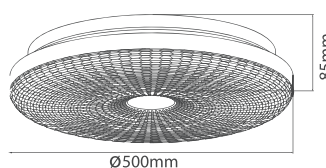
Putere	CCT	Flux Luminos	Buc/Bax
27W	3000K	1620 lm	10
52W	4200K	3380 lm	
27W	6400K	1836 lm	
4W	Lumina de noapte	244 lm	



Cod: VT-PE2024650

PEARL F45

Putere	CCT	Flux Luminos	Buc/Bax
39W	3000K	2496 lm	6
78W	4200K	5148 lm	
39W	6400K	2691 lm	
5W	Lumina de noapte	380 lm	

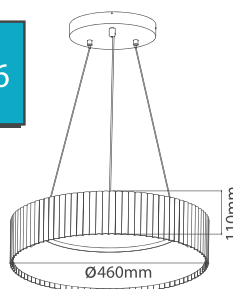


Plafoniere cu LED si telecomanda

Cod: VT-TA2024680

TANIA AP46

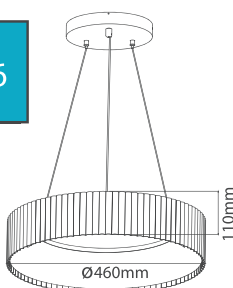
Putere	CCT	Flux Luminos	Buc/Cutie
21W	3000K	1092 lm	1
42W	4200K	2226 lm	
21W	6400K	1113 lm	
2W	Lumina de noapte	40 lm	



Cod: VT-TA2024690

TANIA AP46

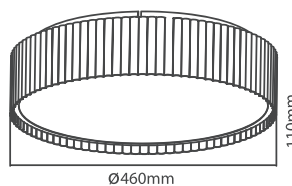
Putere	CCT	Flux Luminos	Buc/Cutie
21W	3000K	1092 lm	1
42W	4200K	2226 lm	
21W	6400K	1113 lm	
2W	Lumina de noapte	40 lm	



Cod: VT-TA2024660

TANIA AS46

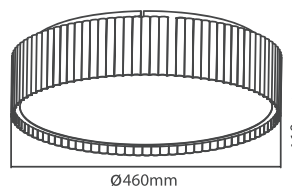
Putere	CCT	Flux Luminos	Buc/Cutie
21W	3000K	1092 lm	1
42W	4200K	2226 lm	
21W	6400K	1113 lm	
2W	Lumina de noapte	40 lm	



Cod: VT-TA2024670

TANIA AS46

Putere	CCT	Flux Luminos	Buc/Cutie
21W	3000K	1092 lm	1
42W	4200K	2226 lm	
21W	6400K	1113 lm	
2W	Lumina de noapte	40 lm	



Spoturi Led Slim ST

LENA RX


Cod	Putere	CCT	Flux lum.	Dimensiune	Diam.Decupaj	Buc/Bax
VT-D2023880	3W	3000K	270 lm	Ø82x20mm	Ø70mm	60
VT-D2023890	3W	4000K	285 lm	Ø82x20mm	Ø70mm	60
VT-D2023900	3W	6000K	300 lm	Ø82x20mm	Ø70mm	60
VT-D2023910	6W	3000K	540 lm	Ø119x20mm	Ø105mm	40
VT-D2023920	6W	4000K	570 lm	Ø119x20mm	Ø105mm	40
VT-D2023930	6W	6000K	600 lm	Ø119x20mm	Ø105mm	40
VT-D2023940	12W	3000K	1080 lm	Ø167x20mm	Ø155mm	40
VT-D2023950	12W	4000K	1140 lm	Ø167x20mm	Ø155mm	40
VT-D2023960	12W	6000K	1200 lm	Ø167x20mm	Ø155mm	40
VT-D2023970	18W	3000K	1620 lm	Ø221x20mm	Ø205mm	20
VT-D2023980	18W	4000K	1710 lm	Ø221x20mm	Ø205mm	20
VT-D2023990	18W	6000K	1800 lm	Ø221x20mm	Ø205mm	20
VT-D2024000	24W	3000K	2160 lm	Ø295x20mm	Ø285mm	10
VT-D2024010	24W	4000K	2280 lm	Ø295x20mm	Ø285mm	10
VT-D2024020	24W	6000K	2400 lm	Ø295x20mm	Ø285mm	10



Spoturi Led Slim ST
LENA SX


Cod	Putere	CCT	Flux lum.	Dimensiune	Diam.Decupaj	Buc/Bax
VT-D2024030	3W	3000K	270 lm	82x20mm	70x70mm	60
VT-D2024040	3W	4000K	285 lm	82x20mm	70x70mm	60
VT-D2024050	3W	6000K	300 lm	82x20mm	70x70mm	60
VT-D2024060	6W	3000K	540 lm	119x20mm	105x105mm	40
VT-D2024070	6W	4000K	570 lm	119x20mm	105x105mm	40
VT-D2024080	6W	6000K	600 lm	119x20mm	105x105mm	40
VT-D2024090	12W	3000K	1080 lm	167x20mm	155x155mm	40
VT-D2024100	12W	4000K	1140 lm	167x20mm	155x155mm	40
VT-D2024110	12W	6000K	1200 lm	167x20mm	155x155mm	40
VT-D2024120	18W	3000K	1620 lm	221x20mm	205x205mm	20
VT-D2024130	18W	4000K	1710 lm	221x20mm	205x205mm	20
VT-D2024140	18W	6000K	1800 lm	221x20mm	205x205mm	20
VT-D2024150	24W	3000K	2160 lm	295x20mm	295x295mm	10
VT-D2024160	24W	4000K	2280 lm	295x20mm	295x295mm	10
VT-D2024170	24W	6000K	2400 lm	295x20mm	295x295mm	10



Spoturi Led PT

Rotunde

Cod	Putere	CCT	Flux lum.	Dimensiune	Buc/Bax
VT-D2023640	12W	3000K	1080 lm	Ø173x35mm	40
VT-D2023650	12W	4000K	1140 lm	Ø173x35mm	40
VT-D2023660	12W	6000K	1200 lm	Ø173x35mm	40
VT-D2023670	20W	3000K	1800 lm	Ø225x35mm	20
VT-D2023680	20W	4000K	1900 lm	Ø225x35mm	20
VT-D2023690	20W	6000K	2000 lm	Ø225x35mm	20
VT-D2023700	24W	3000K	2160 lm	Ø300x35mm	10
VT-D2023710	24W	4000K	2280 lm	Ø300x35mm	10
VT-D2023720	24W	6000K	2400 lm	Ø300x35mm	10

Patrate

Cod	Putere	CCT	Flux lum.	Dimensiune	Buc/Bax
VT-D2023800	12W	4000K	1140 lm	Ø173x35mm	40
VT-D2023810	12W	6000K	1200 lm	Ø173x35mm	40
VT-D2023820	20W	3000K	1800 lm	Ø225x35mm	20
VT-D2023830	20W	4000K	1900 lm	Ø225x35mm	20
VT-D2023840	20W	6000K	2000 lm	Ø225x35mm	20
VT-D2023850	24W	3000K	2160 lm	Ø300x35mm	10
VT-D2023860	24W	4000K	2280 lm	Ø300x35mm	10
VT-D2023870	24W	6000K	2400 lm	Ø300x35mm	10


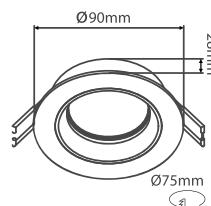


Spoturi ST

Cod: VT-SP2012550

OLA D00


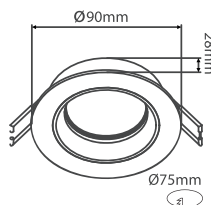
Putere	Structura	Culoare inel	Culoare inel	Buc/Bax
MAX 50W	Fara bec	Exterior	Interior	50
		Alb	Alb	



Cod: VT-SP2012540

OLA D01

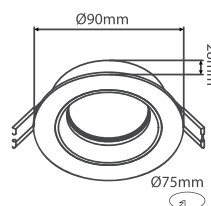
Putere	Structura	Culoare inel	Culoare inel	Buc/Bax
MAX 50W	Fara bec	Exterior	Interior	50
		Alb	Negru	



Cod: VT-SP2012560

OLA D11

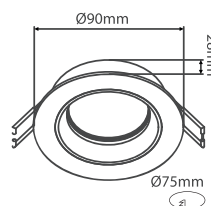
Putere	Structura	Culoare inel	Culoare inel	Buc/Bax
MAX 50W	Fara bec	Exterior	Interior	50
		Negru	Negru	



Cod: VT-SP2012570

OLA D12


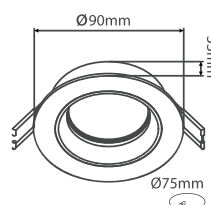
Putere	Structura	Culoare inel	Culoare inel	Buc/Bax
MAX 50W	Fara bec	Exterior	Interior	50
		Negru	Auriu	



Cod: VT-SP2012590

OLA E00

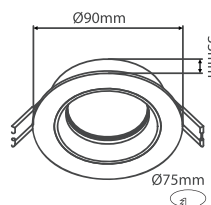
Putere	Structura	Culoare inel	Culoare inel	Buc/Bax
MAX 50W	Fara bec	Exterior	Interior	50
		Alb	Alb	



Cod: VT-SP2012600

OLA E01

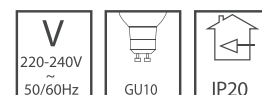
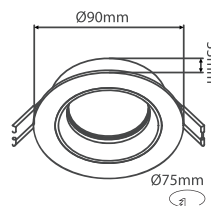
Putere	Structura	Culoare inel	Culoare inel	Buc/Bax
MAX 50W	Fara bec	Exterior	Interior	50
		Alb	Negru	



Cod: VT-SP2012580

OLA E11

Putere	Structura	Culoare inel	Culoare inel	Buc/Bax
MAX 50W	Fara bec	Exterior	Interior	50
		Negru	Negru	

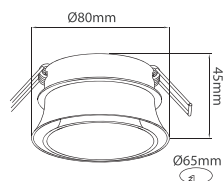


Spoturi ST

Cod: VT-SP2012720

DONNA X1

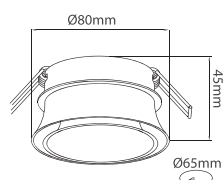
Putere	Culoare	Buc/Bax
MAX 50W	Negru	50



Cod: VT-SP2012730

DONNA X1

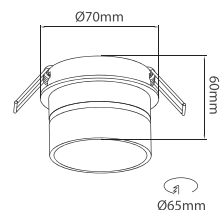
Putere	Culoare	Buc/Bax
MAX 50W	Alb	50



Cod: VT-SP2012740

DONNA X2


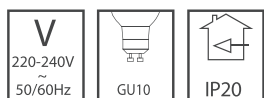
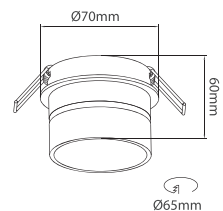
Putere	Culoare	Buc/Bax
MAX 50W	Negru	50



Cod: VT-SP2012750

DONNA X2

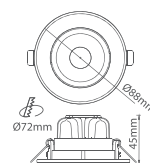
Putere	Culoare	Buc/Bax
MAX 50W	Alb	50



Spoturi LED/ LED Panel 60x60cm

SNOW R reglabil

5W



Cod	Putere	CCT	Flux Lum	Decupaj	Buc/Bax
VT-D2023230	5W	3000K	400lm	72mm	50
VT-D2023240	5W	6500K	450lm	72mm	50



Spoturi Erika - IP20

3W/5W/12W/18W


Cod	Putere	CCT	Flux Lum	Buc/Bax	Decupaj
VT-ER2025010	3W	6500K	207lm	40	65mm
VT-ER2025040	5W	6500K	420lm	40	75mm
VT-ER2025100	12W	6500K	1128lm	20	145mm
VT-ER2025130	18W	6500K	1764lm	20	195mm

Samsung LED Chip

LED Panel 60x60 Ultrasubtire/ Backlight

48W


Cod	Putere	CCT	Flux Lum	Buc/Bax	Dimensiune
VT-P2424130	48W	4200K	4250lm	10	60x60cm
VT-P2424140	48W	6500K	4320lm	10	60x60cm



595x595mm

Cadru montaj aparent alb

Cod	Buc/Bax	Dimensiune
VS-R6060	25	60x60cm



595x595mm



Spoturi cu LED ST



Daria-IP44 Partea frontala

18W/24W/36W

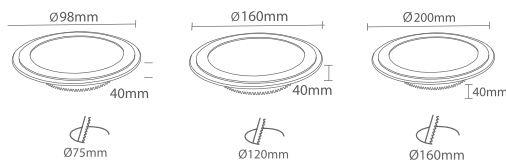
Cod	Putere	CCT	Flux Lum.	Decupaj	Buc/Cutie
VT-DR2025510	18W	4000K	1872lm	Φ45-100mm	40
VT-DR2025520	18W	6500K	1908lm	Φ45-100mm	40
VT-DR2025540	24W	4000K	2544lm	Φ45-150mm	30
VT-DR2025550	24W	6500K	2592lm	Φ45-150mm	30
VT-DR2025570	36W	4000K	3888lm	Φ45-200mm	20
VT-DR2025580	36W	6500K	3960lm	Φ45-200mm	20



LENA - RG

6W/12W/16W

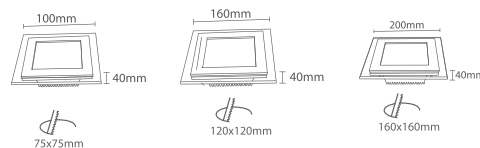
Cod	Putere	CCT	Flux Lum.	Buc/Cutie
VT-D2023420	6W	6000K	600lm	40
VT-D2023450	12W	6000K	1200lm	20
VT-D2023480	16W	6000K	1600lm	20



LENA - SG

6W/12W/16W

Cod	Putere	CCT	Flux Lum.	Buc/Cutie
VT-D2023510	6W	6000K	600lm	40
VT-D2023540	12W	6500K	1200lm	20
VT-D2023570	16W	6500K	1600lm	20

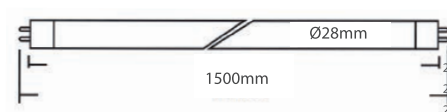




Tuburi LED

TUB LED - alimentare ambele capete

10W/20W/24W

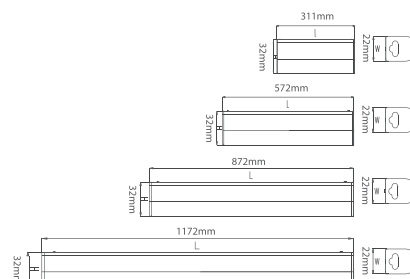
Cod	Putere	CCT	Flux Lum	Buc/Bax	Dimensiuni
VT-TL1600710	10W	4000K	1000 lm	30	60 cm
VT-TL1600720	10W	6500K	1040 lm	30	60 cm
VT-TL1600740	20W	4000K	1880 lm	30	120 cm
VT-TL1600750	20W	6500K	1920 lm	30	120 cm
VT-TL1600770	24W	4000K	2400 lm	30	150 cm
VT-TL1600800	24W	6500K	2448 lm	30	150 cm



LED Line - X - mufabil

5W/8W/12W/16W

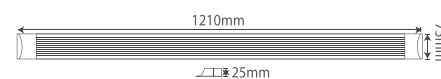
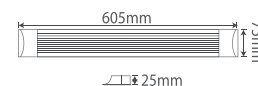
Cod	Putere	CCT	Flux Lum	Buc/Bax	Dimensiuni
VT-LX2313120	5W	6000K	520 lm	30	30 cm
VT-LX2313150	8W	6000K	832 lm	30	60 cm
VT-LX2313180	12W	6000K	1128 lm	30	90 cm
VT-LX2313210	16W	6000K	1568 lm	30	120 cm




FIT - X



18W/36W

Cod	Putere	CCT	Flux Lum	Buc/Bax	Dimensiuni
VT-F2310410	18W	4000K	1332 lm	20	60 cm
VT-F2310420	18W	6400K	1368 lm	20	60 cm
VT-F2310440	36W	4000K	2664 lm	20	120 cm
VT-F2310450	36W	6400K	2736 lm	20	120 cm



Corpuri pentru Tub LED

Corpuri tip FIPAD IP65 pentru tub LED

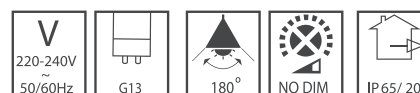
Cod	Putere	Alimentare	Buc/Bax	Dimensiune	Grad Protectie
VS-ET160	1x10W	ambele capete	15	60cm	IP65
VS-ET260	2x10W	ambele capete	10	60cm	IP65
VS-ET1120	1x20W	ambele capete	15	120cm	IP65
VS-ET2120	2x20W	ambele capete	10	120cm	IP65


Corpuri tip FIRA/FIRI pentru tub LED

Cod	Putere	Alimentare	Buc/Bax	Dimensiune	Grad Protectie	Tip
B-K.FA209	2x10W	ambele capete	1	30x60cm	IP20	aplicat
B-K.FA409	4x10W	ambele capete	1	60x60cm	IP20	aplicat
B-K.FA218	2x20W	ambele capete	1	30x120cm	IP20	aplicat
B-K.FI209	2x10W	ambele capete	1	30x60cm	IP20	incastrat
B-K.FI409	4x20W	ambele capete	1	60x60cm	IP20	incastrat
B-K.FI218	2x20W	ambele capete	1	30x120cm	IP20	incastrat

Corpuri tip FIRA/FIRI cu droser electronic Philips

Cod	Putere	Alimentare	Buc/Bax	Dimensiune	Grad Protectie	Tip
B-FA218.E.PH	2x18W	tub fluorescent	1	30x60cm	IP20	aplicat
B-FA418.E.PH	4x18W	tub fluorescent	1	60x60cm	IP20	aplicat
B-FA236.E.PH	2x36W	tub fluorescent	1	30x120cm	IP20	aplicat
B-FI218.E.PH	2x18W	tub fluorescent	1	30x60cm	IP20	incastrat
B-FI418.E.PH	4x18W	tub fluorescent	1	60x60cm	IP20	incastrat
B-FI236.E.PH	2x36W	tub fluorescent	1	30x120cm	IP20	incastrat

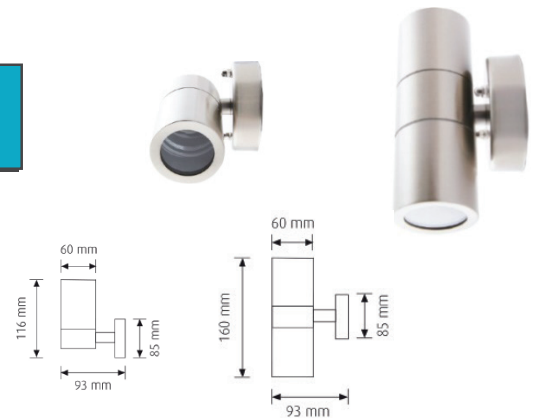


Aplice pentru perete IP44

VEGAS - Crom (dulie GU10)

A/2A

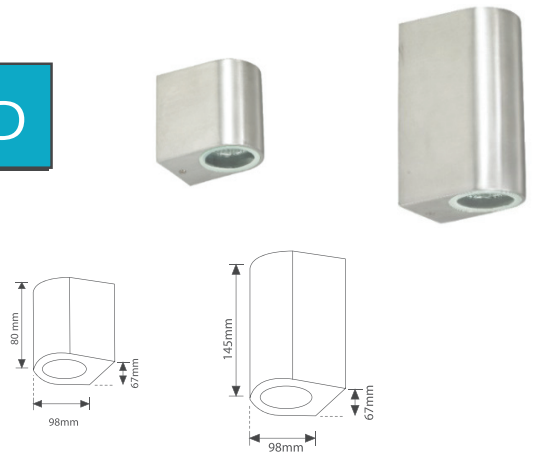
Cod	Putere	Culoare	Buc/Cutie
VT-VE3240540	max 35W	Crom	24
VT-VE3240550	max 2x35W	Crom	12



SPIDER - Crom (dulie GU10)

1D/2D

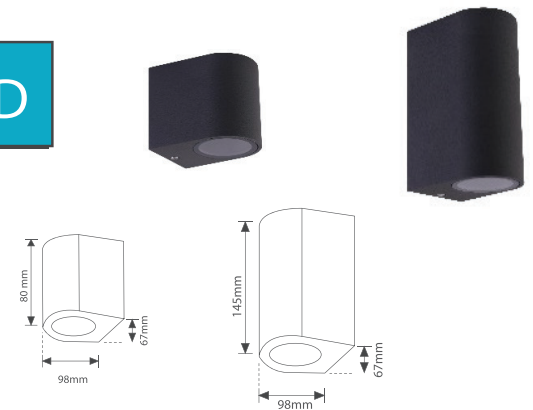
Cod	Putere	Culoare	Buc/Cutie
VT-SP3230040	max 35W	Crom	24
VT-SP3230060	max 2x35W	Crom	16



SPIDER - Gri (dulie GU10)

1D/2D

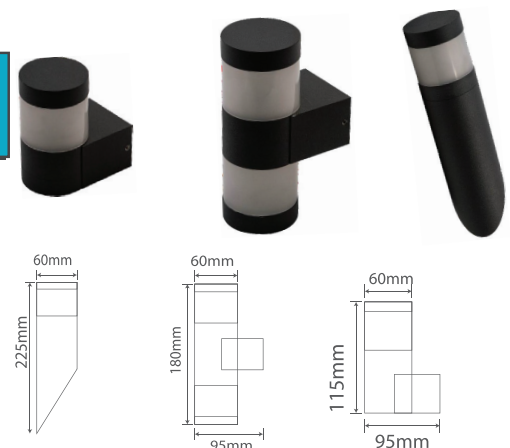
Cod	Putere	Culoare	Buc/Cutie
VT-SP3230030	max 35W	Gri	24
VT-SP3230050	max 2x35W	Gri	16



PATIO - LED

1D/2D/1S

Cod	Putere	Culoare	CCT	Buc/Cutie
VT-P3230270	6W	Gri	4000K	40
VT-P3230280	2x6W	Gri	4000K	40
VT-P3230290	6W	Gri	4000K	40

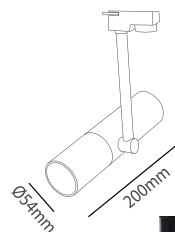


Spoturi pe Sina

SUN P2

12W

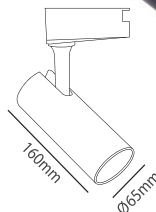
Cod	Putere	CCT	Culoare	Flux Lum.	Unghi
VT-SS2101670	12W	4500K	Negru	876lm	15°
VT-SS2101690	12W	4500K	Alb	876lm	15°



SUN G2

20W

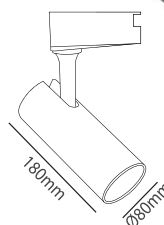
Cod	Putere	CCT	Culoare	Flux Lum.	Unghi
VT-SS2101730	20W	4500K	Negru	1660lm	36°
VT-SS2101770	20W	4500K	Alb	1660lm	36°



SUN G3




30W

Cod	Putere	CCT	Culoare	Flux Lum.	Unghi
VT-SS2101810	30W	4500K	Negru	2490lm	36°
VT-SS2101850	30W	4500K	Alb	2490lm	36°



ACCESORII

Cod	TIP	Culoare	Lungime
VT-SS9902670	Sina	Alb	1M
VT-SS9902680	Sina	Negru	1M
VT-SS9902690	Sina	Alb	2M
VT-SS9902700	Sina	Negru	2M
VT-SS9902570	Conector L	Alb	x
VT-SS9902580	Conector L	Negru	x
VT-SS9902590	Conector T	Alb	x
VT-SS9902600	Conector T	Negru	x
VT-SS9902610	Conector +	Alb	x
VT-SS9902620	Conector +	Negru	x
VT-SS9902630	Conector -	Alb	x
VT-SS9902640	Conector -	Negru	x



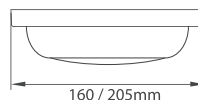
Aplice IP65 cu LED

LUZ BO

12W



Cod	Putere	CCT	Flux Lum	Buc/Bax
VT-LU3400850	12W	4000K	816	32



LUZ BFR

12W



Cod	Putere	CCT	Flux Lum	Buc/Bax
VT-LU3401000	12W	4000K	820	20

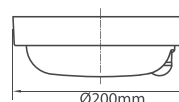


LUZ BRP - Senzor PIR

18W



Cod	Putere	CCT	Flux Lum	Buc/Bax
VT-LU3400880	18W	4000K	1224	20

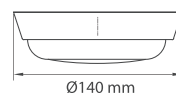


LUZ BR

18W



Cod	Putere	CCT	Flux Lum	Buc/Bax
VT-LU3400700	18W	4000K	1224	16

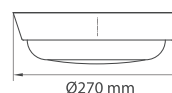


LUZ BRN

25W



Cod	Putere	CCT	Flux Lum	Buc/Bax
VT-LU3400920	25W	4000K	1750	16

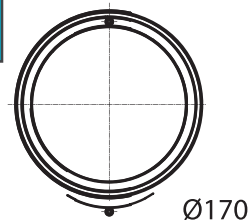


Aplice IP65 cu LED

ORI - W1

12W

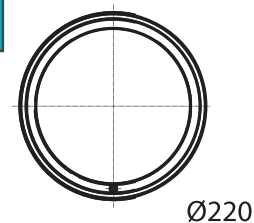
Cod	Putere	CCT	Flux Lum	Buc/Bax
VT-OR2025600	12W	4000K	840	20



ORI - W2

18W

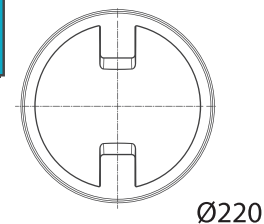
Cod	Putere	CCT	Flux Lum	Buc/Bax
VT-OR2025620	18W	4000K	1260	20



ORI - C6

18W


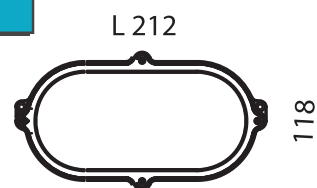
Cod	Putere	CCT	Flux Lum	Buc/Bax
VT-OR2025640	18W	4000K	1260	16



ORI - B8

15W

Cod	Putere	CCT	Flux Lum	Buc/Bax
VT-OR2025650	15W	4000K	1050	24

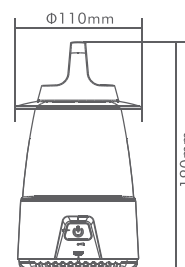


Lanterne cu LED si acumulator

Cod: VT-LA5000360

LAMPAS 1

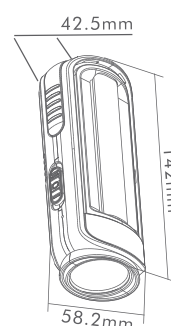
Putere	Baterie	CCT	Flux luminos	Timp Incarcare	Utilizare
25W	3.7V 2000mAh. Lithium Bat.	H-6500K M-6000K L-5500K	H-500lm M-200lm L-50lm	4-6	High-1.5h Med-5h Low-20h



Cod: VT-LA5000370

LAMPAS 3


Putere	Baterie	CCT	Flux luminos	Timp Incarcare	Utilizare
T-0.5W L-6W	4V 900mAh. Lead Acid Bat.	T-120K L-650K	H-500lm M-200K L-50K	12-15h	T-7h L-2.5h



Cod: VT-LA5000410

LAMPAS 7

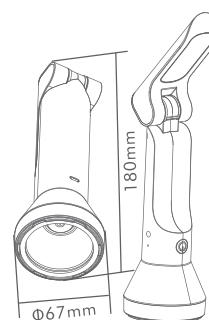
Putere	Baterie	CCT	Flux luminos	Timp Incarcare	Utilizare
T-1x3W L-19W	3.7V 1800mAh. Lithium Bat.	9000K	T.S-140lm T.W-25lm L.S-140lm L.W-25lm	6-8h	T.S-3.5h T.W-80h L.S-1.5h L.W-40h



Cod: VT-LA5000420

LAMPAS 8

Putere	Baterie	CCT	Flux luminos	Timp Incarcare	Utilizare
T-3W L-1.4W	3.7V 1200mAh. Lithium Bat.	8000K	T.S-140lm T.W-30lm L-50lm	4-6h	T.S-2h T.W-10h L-5h

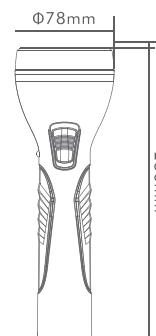


Lanterne cu LED si acumulator

Cod: VT-LA5000430

LAMPAS 9


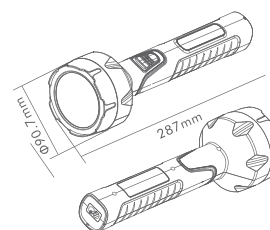
Putere	Baterie	CCT	Flux luminos	Timp Incarcare	Utilizare
1x3W	4V 900mAh. Lead Acid Bat.	S-9000K W-8500K	S-150lm W-55lm	10-12h	S-2h W-10h



Cod: VT-LA5000470

LAMPAS 13

Putere	Baterie	CCT	Flux luminos	Timp Incarcare	Utilizare
T-5W L-2W	4V 1600mAh. Lithium Bat.	T-8500K L-9500K	S-300lm W-145lm	12-15h	T-2h L-4h

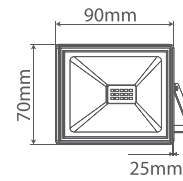


Proiectoare cu LED Indus

INDUS

10W


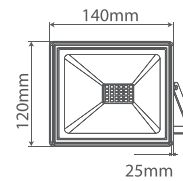
Cod	Putere	CCT	Flux Lum	Culoare	Buc/Bax
VT-IN3022020	10W	6000K	1000	Gri Antracit	40



INDUS

20W


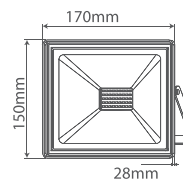
Cod	Putere	CCT	Flux Lum	Culoare	Buc/Bax
VT-IN3022080	20W	6000K	2000	Gri Antracit	24



INDUS

30W


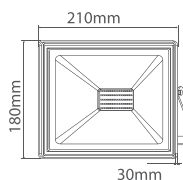
Cod	Putere	CCT	Flux Lum	Culoare	Buc/Bax
VT-IN3022140	30W	6000K	3000	Gri Antracit	24



INDUS

50W


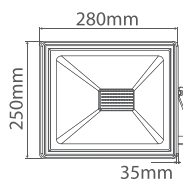
Cod	Putere	CCT	Flux Lum	Culoare	Buc/Bax
VT-IN3022200	50W	6000K	5000	Gri Antracit	12



INDUS

100W

Cod	Putere	CCT	Flux Lum	Culoare	Buc/Bax
VT-IN3022230	100W	6000K	10000	Gri Antracit	10

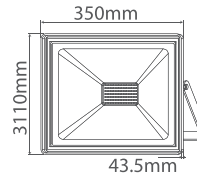


Proiectoare cu LED Indus

INDUS

150W

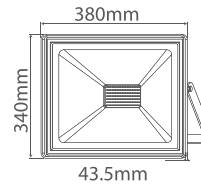
Cod	Putere	CCT	Flux Lum	Culoare	Buc/Bax
VT-IN3022260	150W	6000K	15.000	Gri Antracit	5



INDUS

200W

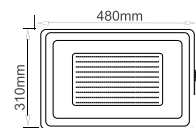
Cod	Putere	CCT	Flux Lum	Culoare	Buc/Bax
VT-IN3022290	200W	6000K	20.000	Gri Antracit	5



INDUS

300W

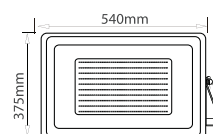
Cod	Putere	CCT	Flux Lum	Culoare	Buc/Bax
VT-IN302320	300W	6000K	30.000	Gri Antracit	1



INDUS

400W

Cod	Putere	CCT	Flux Lum	Culoare	Buc/Bax
VT-IN302350	400W	6000K	40.000	Gri Antracit	1

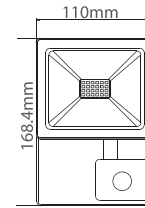


Proiectoare cu LED Indus si senzor prezenta

INDUS-S

10W


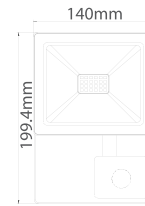
Cod	Putere	CCT	Flux Lum	Culoare	Buc/Bax
VT-IN3022050	10W	6000K	1000	Gri Antracit	24



INDUS-S

20W

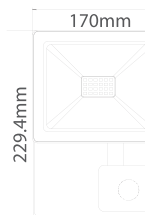
Cod	Putere	CCT	Flux Lum	Culoare	Buc/Bax
VT-IN3022110	20W	6000K	2000	Gri Antracit	24



INDUS-S

30W

Cod	Putere	CCT	Flux Lum	Culoare	Buc/Bax
VT-IN3022170	30W	6000K	3000	Gri Antracit	24



Proiectoare LED cu Senzor si Panou Solar
Mantus
5W

Cod	CCT	Flux luminos	Putere	Buc/Cutie
VT-MA3241550	3000K	565 lm	5W	20
VT-MA3241560	4000K	575 lm	5W	20
VT-MA3241580	Verde	600 lm	5W	20


Cod: VT-PS3021960
SOLIS 10W

Putere	CCT	Flux luminos	Material panou	Buc/Cutie
10W	6000K	700 lm	Policristalina	12
Senzor	Unghi	Baterie Lithium	Timp incarcare	Timp descarcare
PIR	120*	3.7V/2.2Ah	4h	2-36h


Cod: VT-PS3021970
SOLIS 20W

Putere	CCT	Flux luminos	Material panou	Buc/Cutie
20W	6000K	1400 lm	Policristalina	10
Senzor	Unghi	Baterie Lithium	Timp incarcare	Timp descarcare
PIR	120*	3.7V/4.4Ah	4h	2-36h


Cod: VT-PS3021980
SOLIS 50W

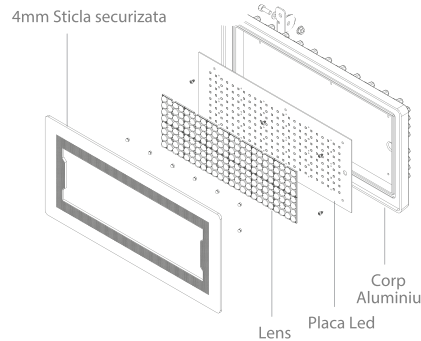
Putere	CCT	Flux luminos	Material panou	Buc/Cutie
50W	6000K	3500 lm	Policristalina	4
Senzor	Unghi	Baterie Lithium	Timp incarcare	Timp descarcare
PIR	120*	3.7V/10.4Ah	4h	2-36h



Proiectoare LED Vision Pro Max



Pro Max



- * Led Chip CREE
- * 140 Lm/Watt
- * Lens 60°

50W

Cod	Putere	CCT	Flux Lum	Lens	Greutate	Dimensiuni (LxH)	Buc/Bax
VS-PX050-1.6	50W	6500K	7.000	-	1 Kg	190x120 mm	1

Pro Max

100W

Cod	Putere	CCT	Flux Lum	Lens	Greutate	Dimensiuni (LxH)	Buc/Bax
VS-PX100-1.6	100W	6500K	14.000	60°	1,3 Kg	250x175 mm	1

Pro Max

200W

Cod	Putere	CCT	Flux Lum	Lens	Greutate	Dimensiuni (LxH)	Buc/Bax
VS-PX200-1.6	200W	6500K	28.000	60°	2,3 Kg	415x200 mm	1

Pro Max

2x100W

Cod	Putere	CCT	Flux Lum	Lens	Greutate	Dimensiuni (LxH)	Buc/Bax
VS-PX200-2.6	200W	6500K	28.000	60°	2,7 Kg	250x350 mm	1

Pro Max

2x200W


Cod	Putere	CCT	Flux Lum	Lens	Greutate	Dimensiuni (LxH)	Buc/Bax
VS-PX400-2.6	400W	6500K	56.000	60°	4,7 Kg	415x400 mm	1

Pro Max

4x100W

Cod	Putere	CCT	Flux Lum	Lens	Greutate	Dimensiuni (LxH)	Buc/Bax
VS-PX400-4.6	400W	6500K	56.000	60°	5,3 Kg	500x350 mm	1

Corpuri de iluminat tip UFO/ Lampi stradale



Corp iluminat UFO

100W/200W

Cod	Putere	CCT	Flux Lum	Prindere Brat	Diametru	Unghi	Buc/Bax
VS-UFO100W	100W	6500K	12000lm	suspendat	Ø265x16mm	120°	1
VS-UFO200W	200W	6500K	24000lm	suspendat	Ø336x16mm	120°	1



S61



C160



S1



C170
C175

Corp iluminat stradal clasic

55W-250W

Cod	Putere	Prindere Brat	Grad Protectie	Geam	Buc/Bax
C-LS-S61.E27	max 55W	max Ø42	IP65	Policarbonat	2
C-LS-S1	max 160W	max Ø48	IP65	Policarbonat	1
LS-C160	max 160W	max Ø48	IP65	Policarbonat	1
LS-C170	max 160W	max Ø60	IP65	Policarbonat	1
LS-C175	max 250W	max Ø60	IP65	Securizat	1



Corpuri de iluminat stradal VISION

SAMSUNG
Led Chips



Corp stradal VISION-SAMSUNG

30W/50W/100W

3 ani
GARANTIE

Cod	Putere	CCT	Flux Lum	Prindere Brat	Buc/Bax
VS-LS.P30.3	30W	3000K	3500lm	max 60mm	6
VS-LS.P30.6	30W	6500K	3500lm	max 60mm	6
VS-LS.P50.3	50W	3000K	6000lm	max 60mm	6
VS-LS.P50.6	50W	6500K	6000lm	max 60mm	6
VS-LS.P100.3	100W	3000K	12000lm	max 60mm	6
VS-LS.P100.6	100W	6500K	12000lm	max 60mm	6

SAMSUNG
Led Chips



Corp stradal VISION-SAMSUNG

30W/50W/100W

5 ani
GARANTIE

Cod	Putere	CCT	Flux Lum	Prindere Brat	Buc/Bax
VS-LS.P30.6.5	30W	6500K	3500lm	max 60mm	6
VS-LS.P50.6.5	50W	6500K	6000lm	max 60mm	6
VS-LS.P100.6.5	100W	6500K	12000lm	max 60mm	6



Corpuri de iluminat stradal VISION



Corp stradal VISION-D

30W/50W

3 ani
GARANTIE

Cod	Putere	CCT	Flux Lum	Prindere Brat	Buc/Bax
VS-LS.D30W	30W	6500K	3900lm	max 42mm	10
VS-LS.D50W	50W	6500K	6500lm	max 48mm	10




Corp stradal VISION-C

30W/50W/100W/150W

2 ani
GARANTIE



Cod	Putere	CCT	Flux Lum	Prindere Brat	Buc/Bax
VS-LS.C30W	30W	6500K	3300lm	max 42mm	10
VS-LS.C50W	50W	6500K	5500lm	max 42mm	10
VS-LS.C100W	100W	6500K	11000lm	max 48mm	10
VS-LS.C150W	150W	6500K	16500lm	max 60mm	10



Banda perforata/ Brate

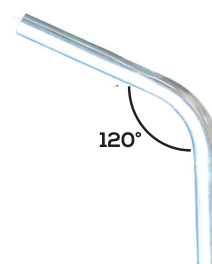


Banda suport din metal

Cod	Latime	Grosime	Gaura	Metri/Buc
SV-31-19011	12mm	0,5mm	Ø5	10
SV-01-671	12mm	0,7mm	Ø5	10
SV-01-672	17mm	0,8mm	Ø6	10
SV-01-673	25mm	0,8mm	Ø8	10



Brate pentru perete Ø42

Cod	Dimensiune	Unghi	Diametru	Culoare
SV-B.02.1.G	20cm	120°	Ø42	Gri
SV-B.05.1.G	50cm	120°	Ø42	Gri




Brate pentru stalp Ø42/ Ø48/ Ø60

Cod	Dimensiune	Unghi	Diametru	Culoare
SV-B.42.50.G	25x25cm	120°	Ø42	Gri
SV-B.42.55.G	25x30cm	120°	Ø42	Gri
SV-B.42.100.G	40x60cm	120°	Ø42	Gri
SV-B.42.55.NI	25x30cm	120°	Ø42	Electro galvanizat
SV-B.42.100.NI	40x60cm	120°	Ø42	Electro galvanizat
SV-B.42.150.NI	50x100cm	120°	Ø42	Electro galvanizat
SV-B.48.100.NI	40x60cm	120°	Ø48	Galvanizat
SV-B.48.150.NI	50x100cm	120°	Ø48	Galvanizat
SV-B.60.100.NI	40x60cm	120°	Ø60	Galvanizat
SV-B.60.100.N	40x60cm	120°	Ø60	Negru

Brate pentru stalpi galvanizati

Brate pentru Stalp Ø60/Ø42 mm

Cod	Dimensiune	Unghi	Diametru prindere stalp	Diametru terminatie brat
SG-OB.05.1.42	50cm	-	Ø60	Ø42
SG-OB.10.1.42	100cm	-	Ø60	Ø42
SG-OB.05.2.42	2x50cm	180°	Ø60	Ø42
SG-OB.10.2.42	2x100cm	180°	Ø60	Ø42




Brate pentru Stalp Ø60/Ø48 mm

Cod	Dimensiune	Unghi	Diametru prindere stalp	Diametru terminatie brat
SG-OB.05.1	50cm	-	Ø60	Ø48
SG-OB.10.1	100cm	-	Ø60	Ø48
SG-OB.15.1	150cm	-	Ø60	Ø48
SG-OB.20.1	200cm	-	Ø60	Ø48
SG-OB.05.2	2x50cm	180°	Ø60	Ø48
SG-OB.10.2	2x100cm	180°	Ø60	Ø48
SG-OB.15.2	2x150cm	180°	Ø60	Ø48
SG-OB.20.2	2x200cm	180°	Ø60	Ø48
SG-OB.05.2.90	2x50cm	90°	Ø60	Ø48
SG-OB.10.2.90	2x100cm	90°	Ø60	Ø48
SG-OB.15.2.90	2x150cm	90°	Ø60	Ø48
SG-OB.20.2.90	2x200cm	90°	Ø60	Ø48
SG-OB.05.3	3x50cm	-	Ø60	Ø48
SG-OB.10.3	3x100cm	-	Ø60	Ø48
SG-OB.05.4	4x50cm	-	Ø60	Ø48
SG-OB.10.4	4x100cm	-	Ø60	Ø48
SG-OB.05.1+1	100+50cm	-	Ø60	Ø48
SG-OB.10.1+1	100+100cm	-	Ø60	Ø48
SG-OB.10.2+1	2x100cm	180°	Ø60	Ø48


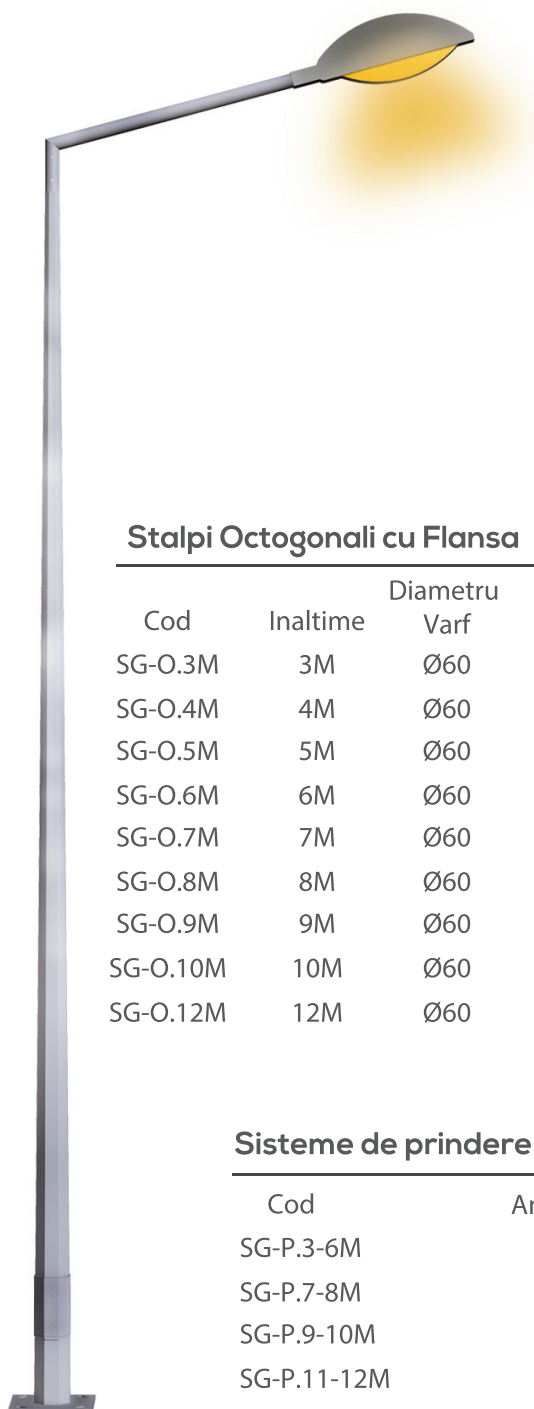


Brate pentru proiectoare

Cod	Dimensiune	Unghi	Diametru prindere stalp	Diametru terminatie brat
SG-OB.06.2P	2x30cm	T	Ø60	-
SG-OB.10.2P	2x50cm	T	Ø60	-
SG-OB.05.4P	4x50cm	□	Ø60	-



Stalpi octogonali din otel galvanizat




Stalpi Octogonali cu Flansa


Cod	Inaltime	Diametru Varf	Element Imbinare Varf	Diametru Baza	Flansa	Distanta Gauri Fixare
SG-O.3M	3M	Ø60	Ø48 x 20cm	Ø90	20x20cm	15x15cm
SG-O.4M	4M	Ø60	Ø48 x 20cm	Ø100	22x22cm	15x15cm
SG-O.5M	5M	Ø60	Ø48 x 20cm	Ø100	22x22cm	15x15cm
SG-O.6M	6M	Ø60	Ø48 x 20cm	Ø120	22x22cm	15x15cm
SG-O.7M	7M	Ø60	Ø48 x 20cm	Ø130	25x25cm	18x18cm
SG-O.8M	8M	Ø60	Ø48 x 20cm	Ø130	25x25cm	18x18cm
SG-O.9M	9M	Ø60	Ø48 x 20cm	Ø170	30x30cm	21x21cm
SG-O.10M	10M	Ø60	Ø48 x 20cm	Ø170	30x30cm	21x21cm
SG-O.12M	12M	Ø60	Ø48 x 20cm	Ø210	35x35cm	25x25cm

Sisteme de prindere pentru Stalpi Octogonali

Cod	AncoraTip
SG-P.3-6M	4xM12
SG-P.7-8M	4xM16
SG-P.9-10M	4xM16
SG-P.11-12M	4xM20



Stalpi pentru iluminat SV-011



galvanizati la cald*



Brate curbate pentru Stalp M11

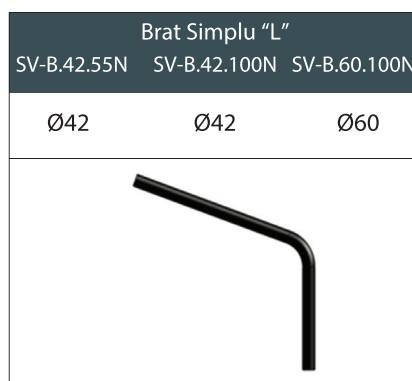
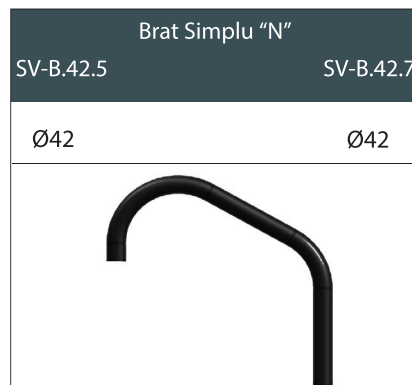


Cod	Dimensiune	Unghi	Diametru prindere stalp	Diametru terminatie brat
SV-011.B.05.1	50cm	-	Ø60	Ø42
SV-011.B.10.1	100cm	-	Ø60	Ø42
SV-011.B.05.2	2x50cm	180°	Ø60	Ø42
SV-011.B.10.2	2x100cm	180°	Ø60	Ø42

Stalpi Rotunzi cu Flansa




Cod	Inaltime	Diametru Varf	Element Imbinare Varf	Diametru Baza	Flansa	Distanta Gauri Fixare
SV-011-G3	3M	Ø56.5	Ø56.5 x 10cm	Ø90	18x18cm	14x14cm
SV-011-G4	4M	Ø56.5	Ø56.5 x 10cm	Ø90	18x18cm	14x14cm
SV-011-G5	5M	Ø56.5	Ø56.5 x 10cm	Ø90	25x25cm	20x20cm



Stalpi mici si brate pentru stalpi decorativi



Stalpi decorativi SV-004



Stalpi decorativi SV-002



Stalpi decorativi SV-008

<p>SV-008.N3.1L.S1 (h - 3M) SV-008.N4.1L.S1 (h - 4M)</p>	<p>SV-008.N3.1L.D (h - 3M) SV-008.N4.1L.D (h - 4M)</p>	<p>SV-008.N3.1L.C (h - 3M) SV-008.N4.1L.C (h - 4M)</p>	<p>SV-008.N3.1L.P (h - 3M) SV-008.N4.1L.P (h - 4M)</p>
 <p>E27</p>	 <p>30W 50W</p>	 <p>30W 50W 100W</p>	 <p>30W 50W 100W</p>
<p>SV-008.N3.2L.S1 (h - 3M) SV-008.N4.2L.S1 (h - 4M)</p>	<p>SV-008.N3.2L.D (h - 3M) SV-008.N4.2L.D (h - 4M)</p>	<p>SV-008.N3.2L.C (h - 3M) SV-008.N4.2L.C (h - 4M)</p>	<p>SV-008.N3.2L.P (h - 3M) SV-008.N4.2L.P (h - 4M)</p>
 <p>E27</p>	 <p>30W 50W</p>	 <p>30W 50W 100W</p>	 <p>30W 50W 100W</p>

Stalpi decorativi SV-002



Stalpi decorativi SV-002

SV-002.N3.2J.NOEMI (h - 3M)
SV-002.N4.2J.NOEMI (h - 4M)



SV-002.N3.2J.TOBIA (h - 3M)
SV-002.N4.2J.TOBIA (h - 4M)



SV-002.N3.3J.RUT (h - 3M)
SV-002.N4.3J.RUT (h - 4M)



SV-002.N3.2OFIR.NOEMI (h - 3M)
SV-002.N4.2OFIR.NOEMI (h - 4M)



SV-002.N3.2OFIR.TOBIA (h - 3M)
SV-002.N4.2OFIR.TOBIA (h - 4M)



SV-002.N3.3OFIR.RUT (h - 3M)
SV-002.N4.3OFIR.RUT (h - 4M)



Stalpi decorativi SV-002

SV-002.N3.MIDIPIILAR.VIVI (h - 3M)

SV-002.N4.MIDIPIILAR.VIVI (h - 4M)



Led inclus
50W

SV-002.N3.2J.BEPPE (h - 3M)

SV-002.N4.2J.BEPPE (h - 4M)



Led inclus
2x50W

SV-002.N3.3J.GLOB30 (h - 3M)

SV-002.N4.3J.GLOB30 (h - 4M)



E27

SV-002.N3.2MIDIPIILAR.VIVI (h - 3M)

SV-002.N4.2MIDIPIILAR.VIVI (h - 4M)



Led inclus
2x50W

SV-002.N3.2J.REMO (h - 3M)

SV-002.N4.2J.REMO (h - 4M)



Led inclus
2x50W


SV-002.N3.2J.GLOB30 (h - 3M)

SV-002.N4.2J.GLOB30 (h - 4M)



E27

Stalpi decorativi SV-002/ SV-008



Stalpi decorativi SV-008

SV-008.N3	(h - 3M)
SV-008.N4	(h - 4M)

Imbinare

Flansa

SV-008.N3.GIORGIO	(h - 3M)
SV-008.N4.GIORGIO	(h - 4M)

E27

SV-008.N3.ROSA	(h - 3M)
SV-008.N4.ROSA	(h - 4M)

E27

SV-008.N3.GLOB40	(h - 3M)
SV-008.N4.GLOB40	(h - 4M)

E27

SV-008.N3.REMO	(h - 3M)
SV-008.N4.REMO	(h - 4M)

Led inclus
50W

SV-008.N3.BEPPE	(h - 3M)
SV-008.N4.BEPPE	(h - 4M)

Led inclus
50W

SV-008.N3.TOBIA	(h - 3M)
SV-008.N4.TOBIA	(h - 4M)

Led inclus
50W

Stalpi decorativi SV-008

SV-008.N3.MIDIPIJAR.VIVI

SV-008.N4.MIDIPIJAR.VIVI



Led inclus
50W

SV-008.N3.2J.BEPPE

SV-008.N4.2J.BEPPE



Led inclus
2x50W

SV-008.N3.3J.GLOB30

SV-008.N4.3J.GLOB30



SV-008.N3.2.MIDIPIJAR.VIVI

SV-008.N4.2.MIDIPIJAR.VIVI



Led inclus
2x50W

SV-008.N3.2J.REMO

SV-008.N4.2J.REMO



Led inclus
2x50W

SV-008.N3.2J.GLOB30

SV-008.N4.2J.GLOB30



Stalpi decorativi SV-008

SV-008.N3.ADAM2L.NOEMI (h - 3M)

SV-008.N4.ADAM2L.NOEMI (h - 4M)



Led inclus
2x30W

SV-008.N3.ADAM2L.TOBIA (h - 3M)

SV-008.N4.ADAM2L.TOBIA (h - 4M)



Led inclus
2x50W

SV-008.N3.ADAM2L.GLOB40 (h - 3M)

SV-008.N4.ADAM2L.GLOB40 (h - 4M)



E27

SV-008.N3.OFIR2L.NOEMI (h - 3M)

SV-008.N4.OFIR2L.NOEMI (h - 4M)



Led inclus
2x30W

SV-008.N3.OFIR2L.TOBIA (h - 3M)

SV-008.N4.OFIR2L.TOBIA (h - 4M)



Led inclus
2x50W

SV-008.N3.ADAM2L+1.GLOB30 (h - 3M)

SV-008.N4.ADAM2L+1.GLOB30 (h - 4M)



E27

 **SpotVision**
Lighting



 **fumagalli**[®]
since 1973

Made in Italy

Spoturi si aplici pentru exterior IP66

FM-LETI100.N



Led inclus
3W

FM-LETI100.G



Led inclus
3W

FM-LETI200.G



Led inclus
3W

FM-E.LETI200.G



Led inclus
3W

FM-STUCCHI



FM-GELMI




FM-LUCIA



FM-MADI



FM-LUCIA.E27.O



FM-GELMI.A



FM-LUCIA.A




FM-MADI.A




FM-LUCIA.LED



FM-LUCIA.LED.V



FM-ABRAM150




Led inclus
4W

Stalpi moderni Fumagalli

REFLECTOR - Colori Opzionale

Transparent	Albastru	Verde
cod: FM-REF.T	FM-REF.T.A	FM-REF.T.V

FELICE 200 SPIKE/ FM-SS200




SOLAR >12 ore

WORKING MODE: ON/OFF

SECURE

CCT SET

FM-SS400




SOLAR >12 ore

WORKING MODE: ON/OFF

SECURE

CCT SET



FELICE

FM-SS800




SOLAR >12 ore

WORKING MODE: ON/OFF

SECURE

CCT SET

CARLO

Gama CARLO disponibila in doua culori



FM-S35 (Negru) FM-S35.G (Gri)




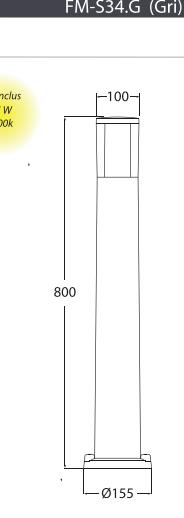

Led Inklus 3.5 W 4000k

FM-S33 (Negru) FM-S33.G (Gri)




Led Inklus 3.5 W 4000k

FM-S34 (Negru) FM-S34.G (Gri)

Led Inklus 3.5 W 4000k

SAURO

FMS32.E27




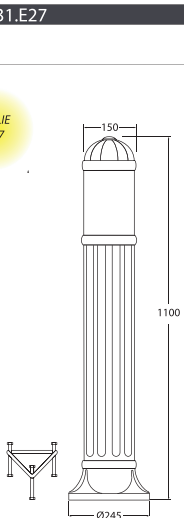

DULIE E27

FMS30.E27



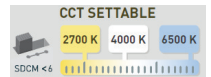

DULIE E27

FMS31.E27

DULIE E27

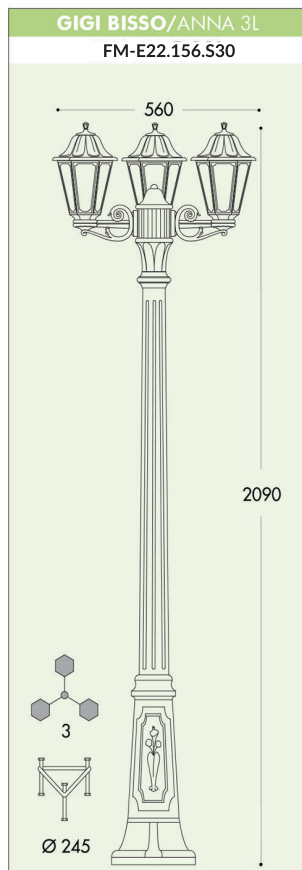
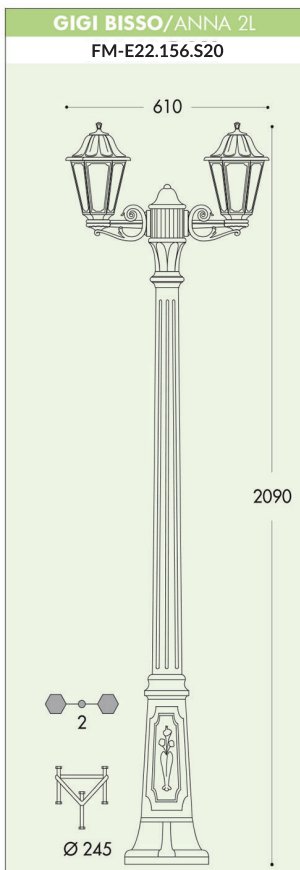
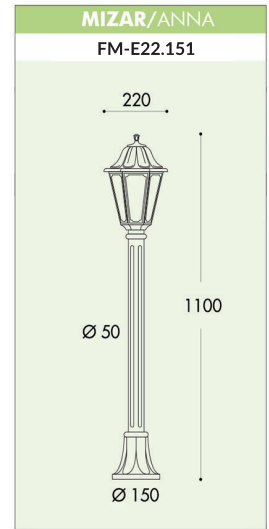
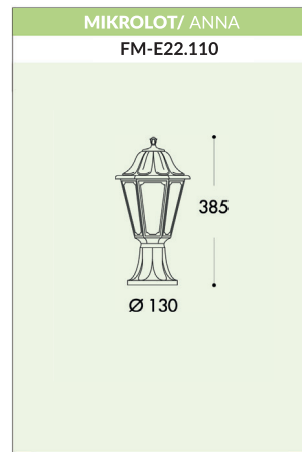
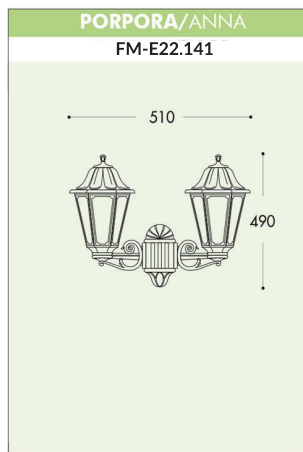
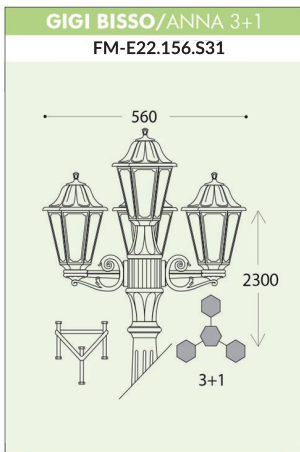
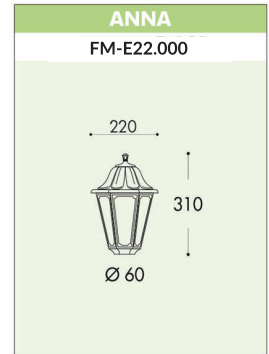
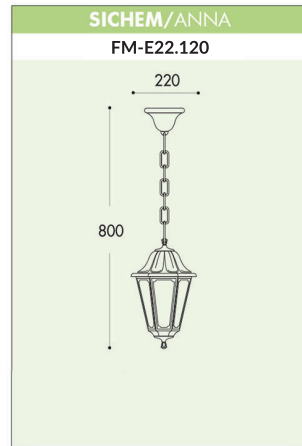
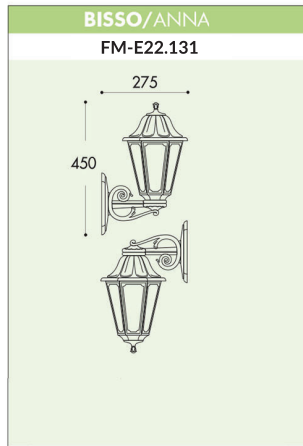
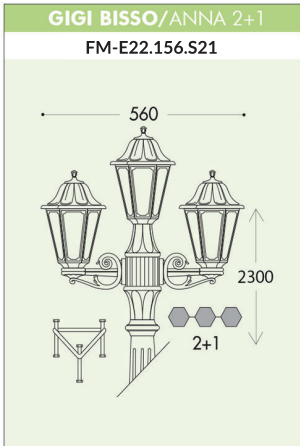
Stalpi Fumagalli Alb



Felinar ANNA Clasic

Bec LED
8,5WW

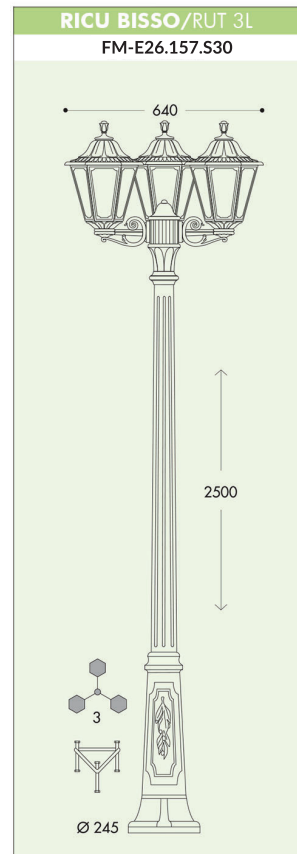
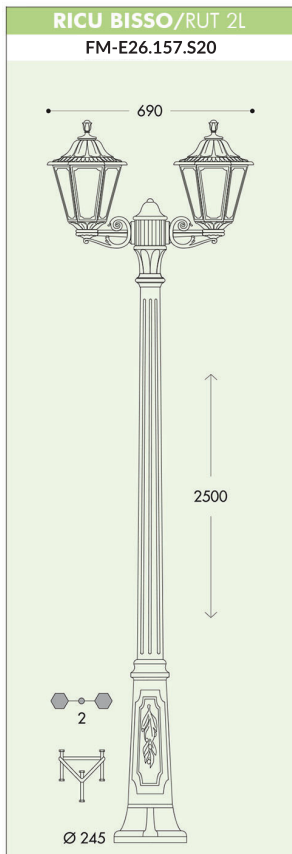
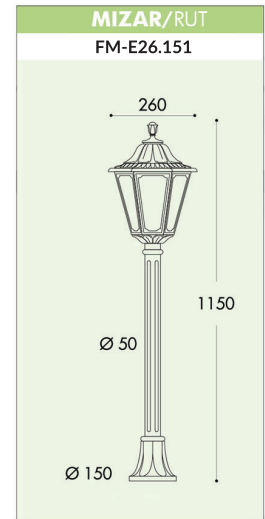
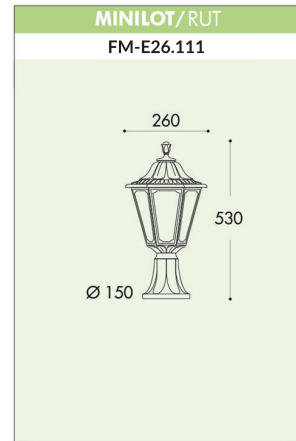
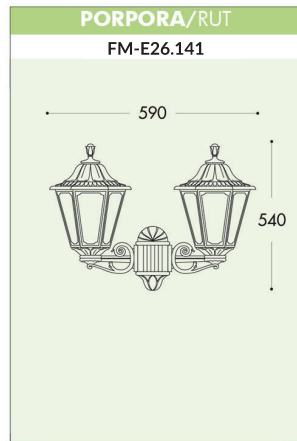
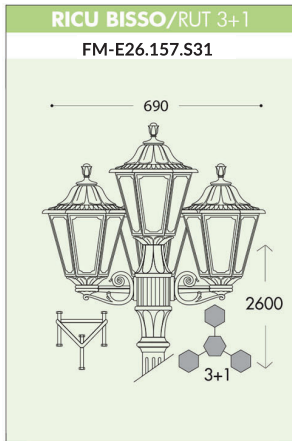
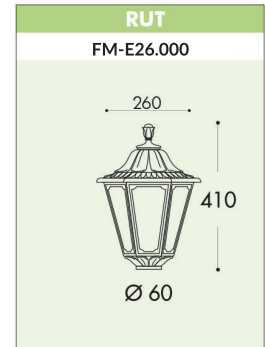
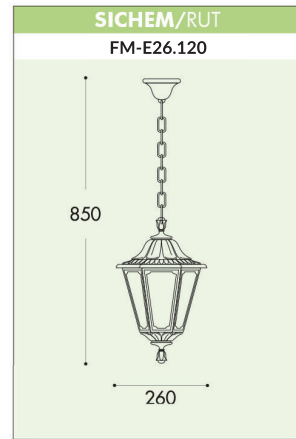
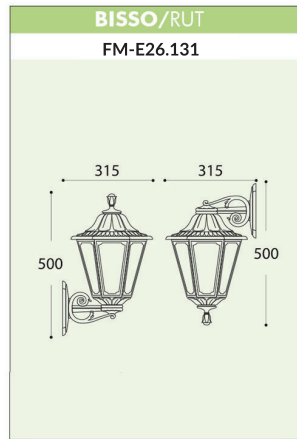
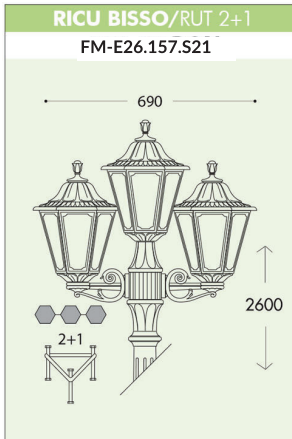
CCT SETTABLE
2700 K 4000 K 4500 K
SDCM Ra9



Felinar RUT Clasic

Bec LED
8,5WW

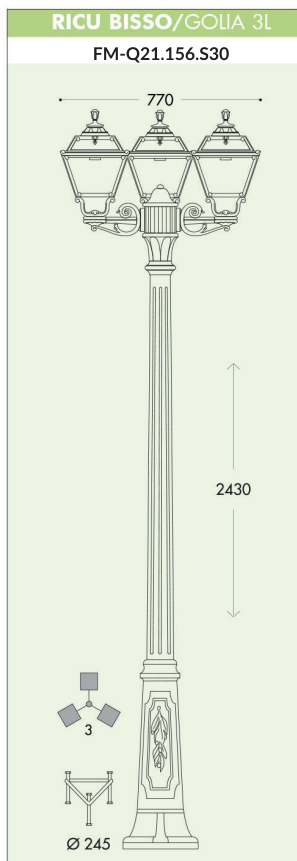
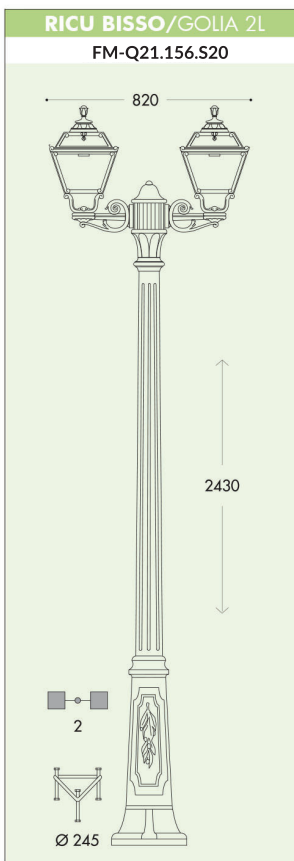
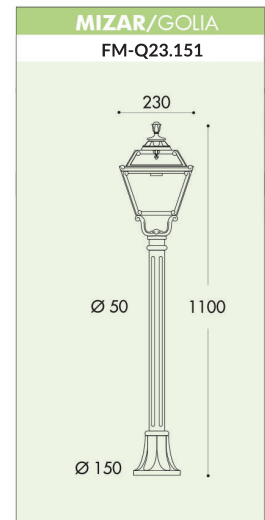
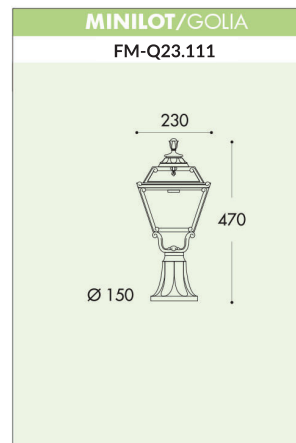
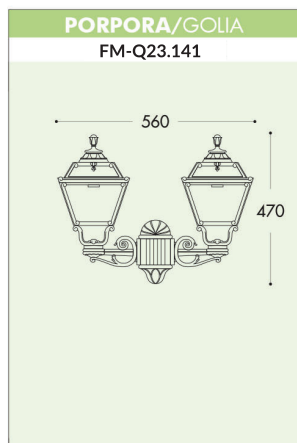
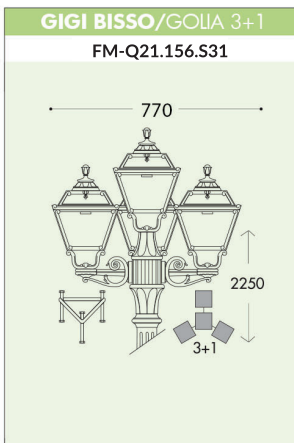
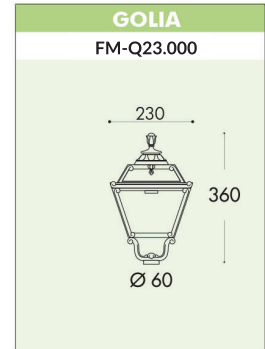
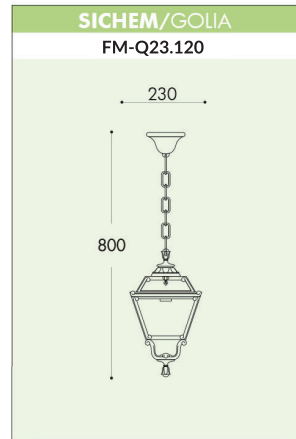
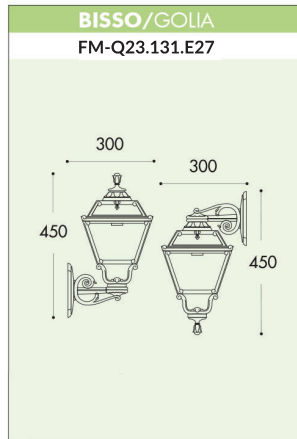
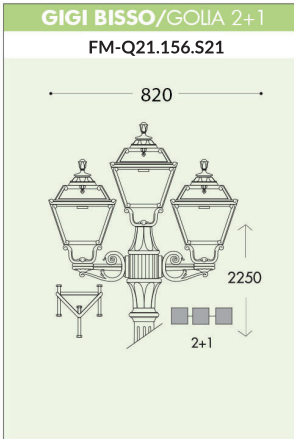
CCT SETTABLE
2700 K 4000 K 6500 K
SDCM <4



Felinar GOLIA Clasic

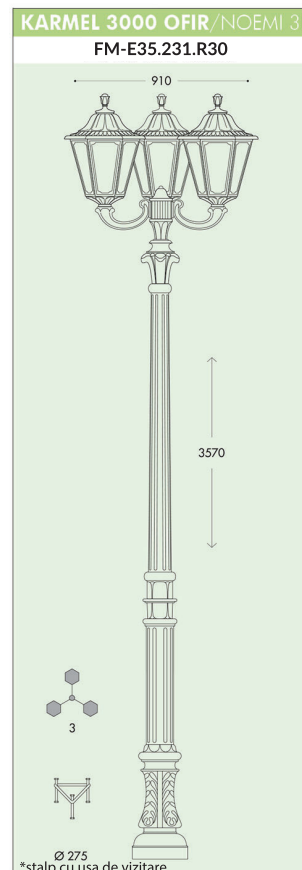
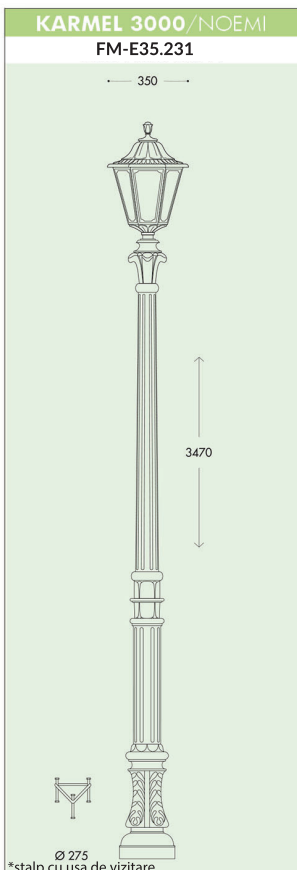
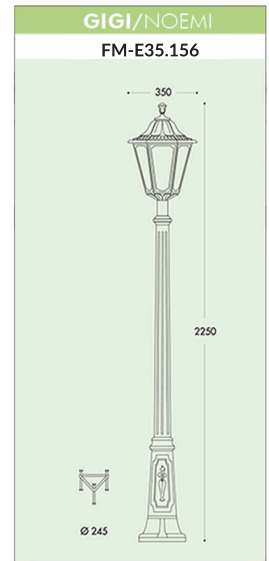
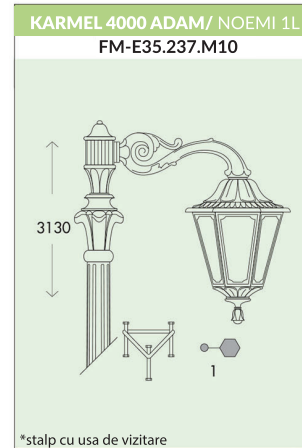
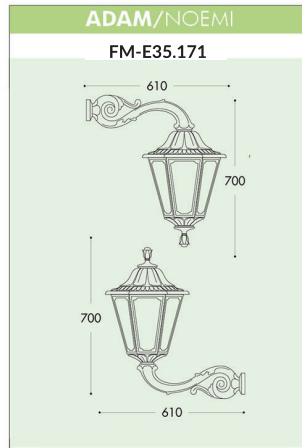
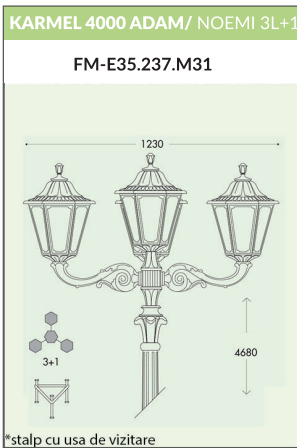
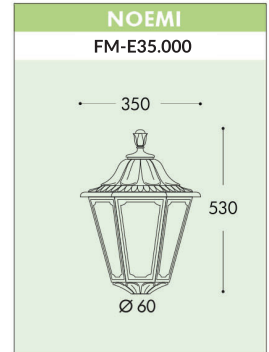
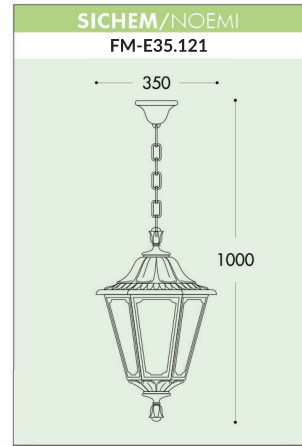
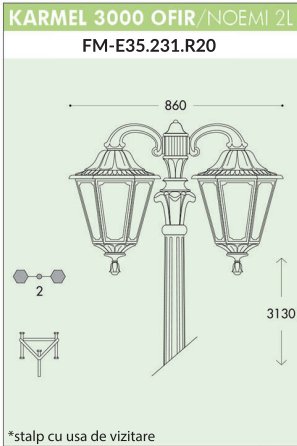
Bec LED
8,5WW

CCT SETTABLE
2700 K 4000 K 6500 K
50CM x 6



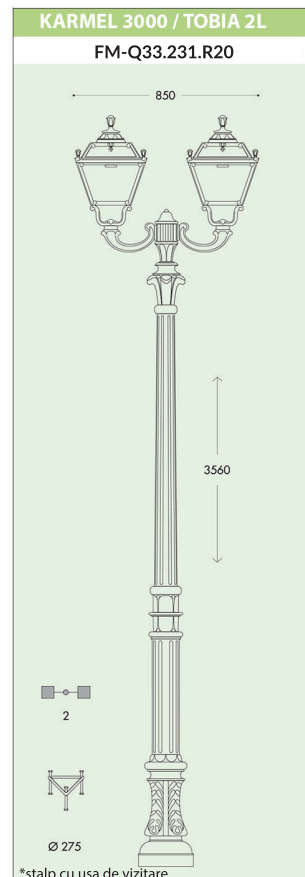
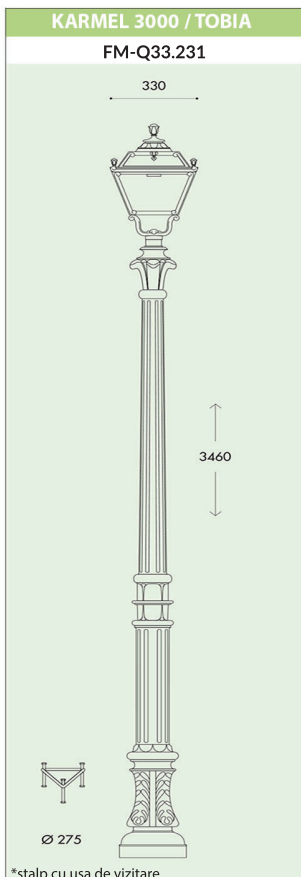
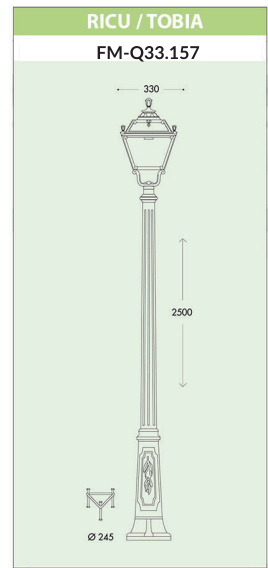
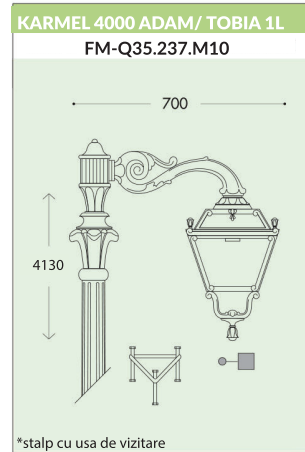
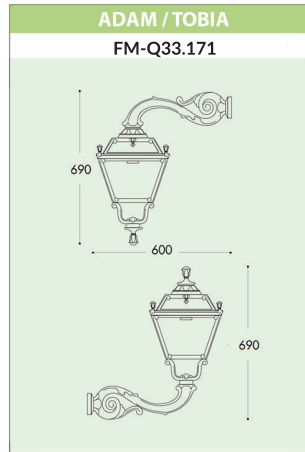
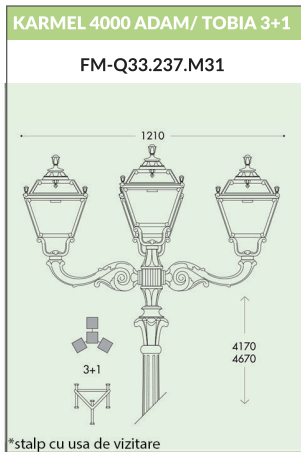
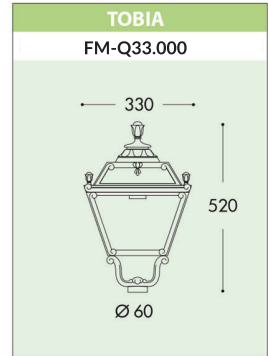
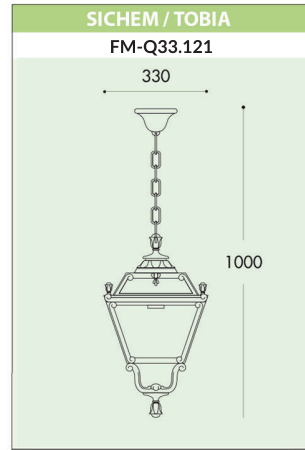
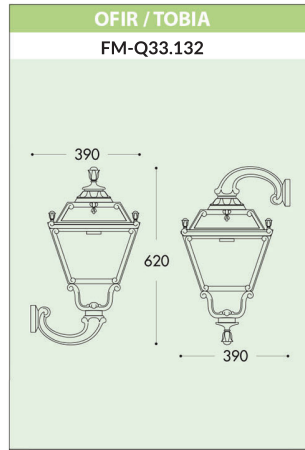
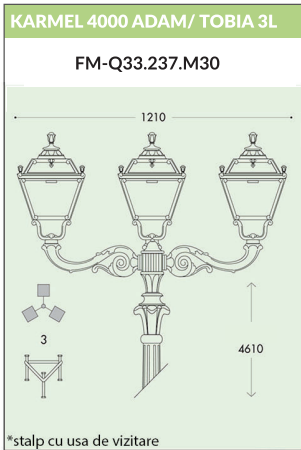
Felinar NOEMI Clasic

Bec LED
30W

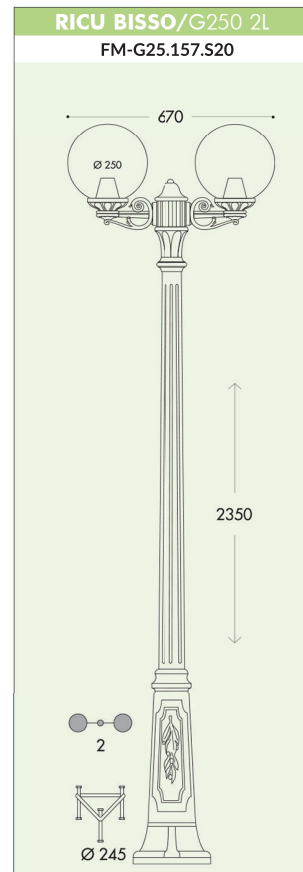
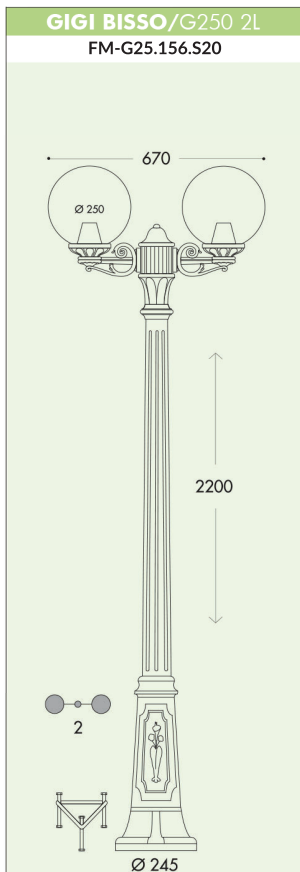
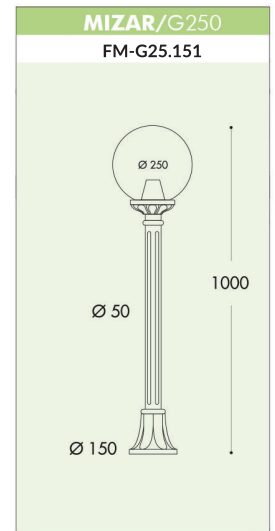
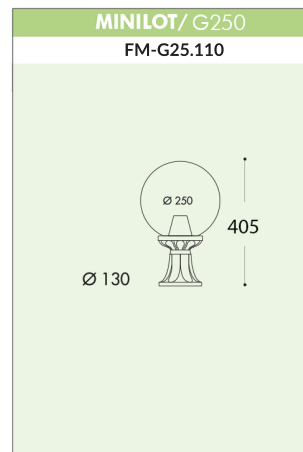
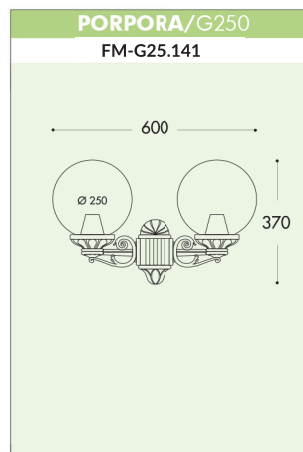
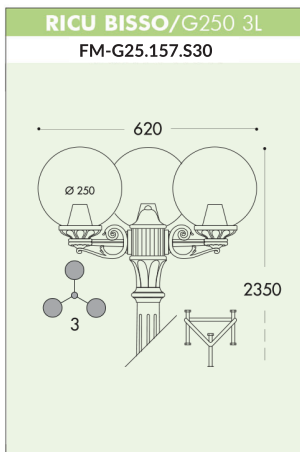
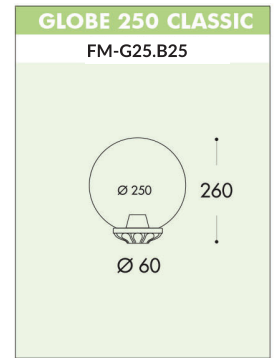
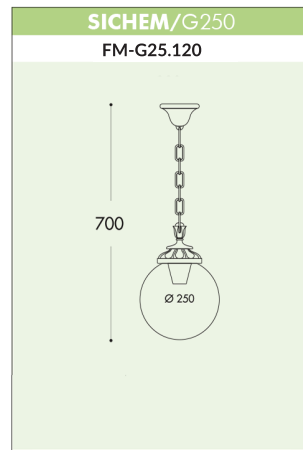
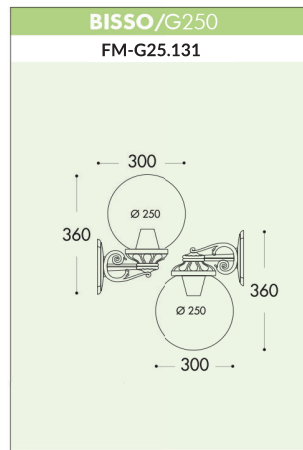
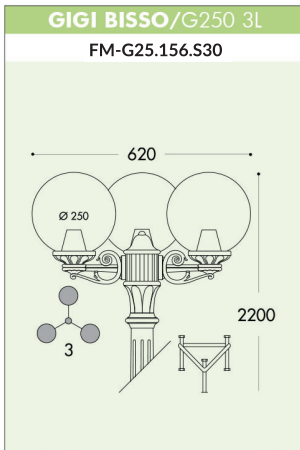


Felinar TOBIA Clasic



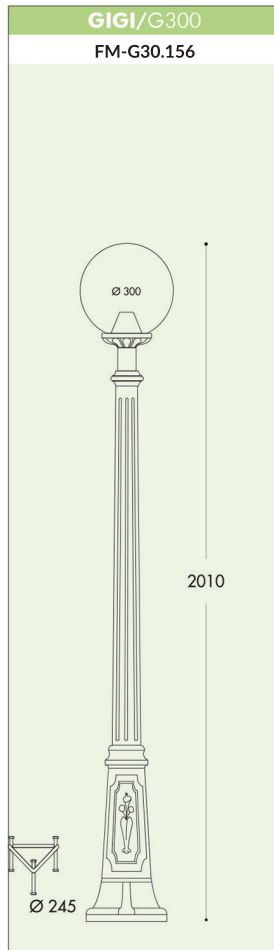
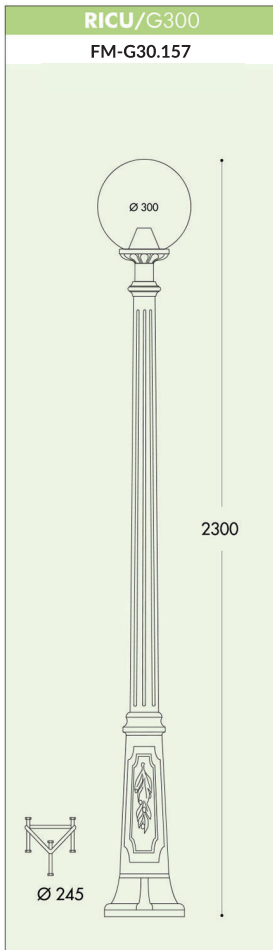
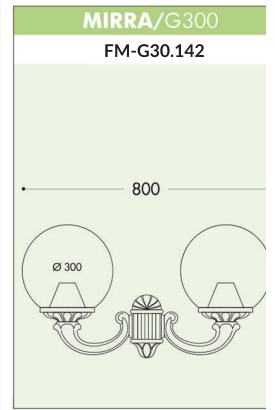
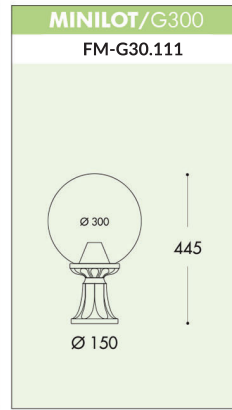
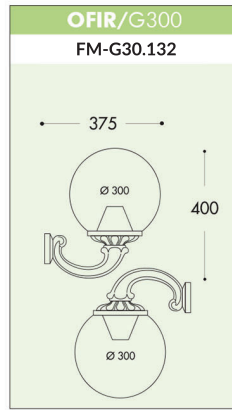
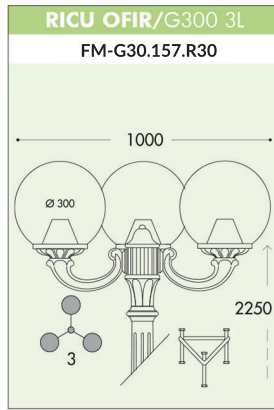
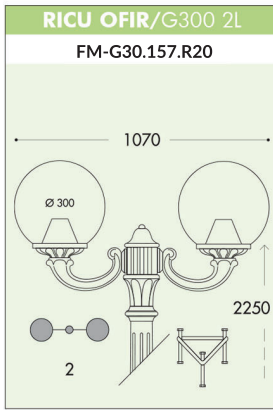
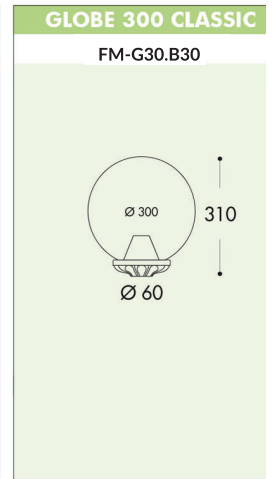
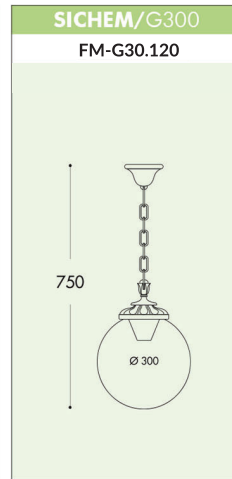
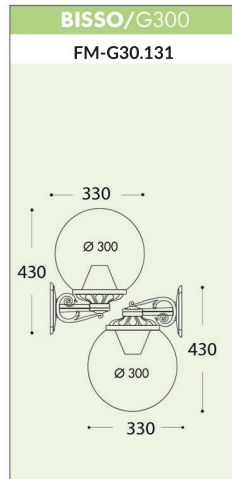
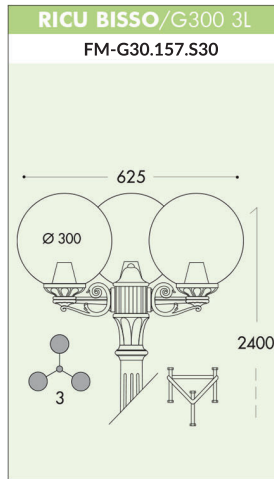
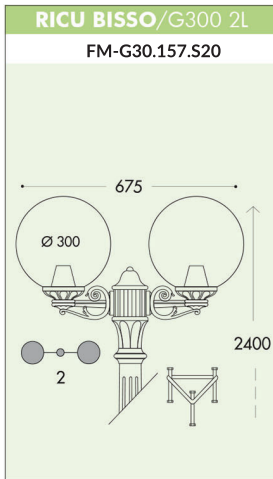
Bec LED
50W




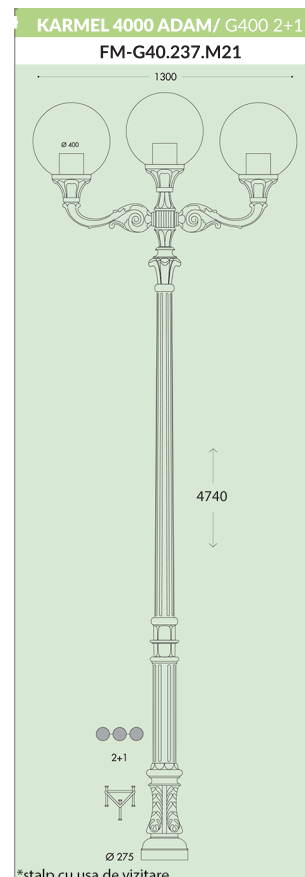
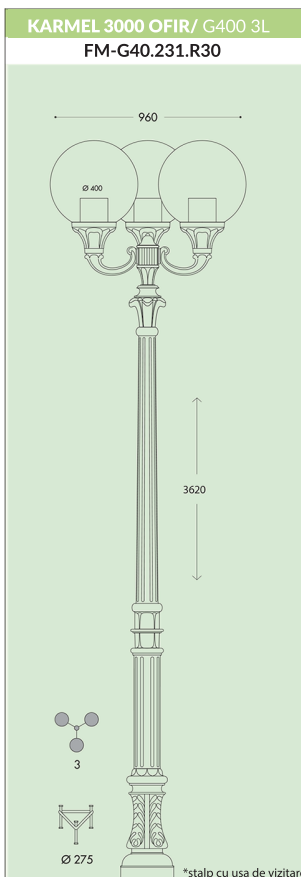
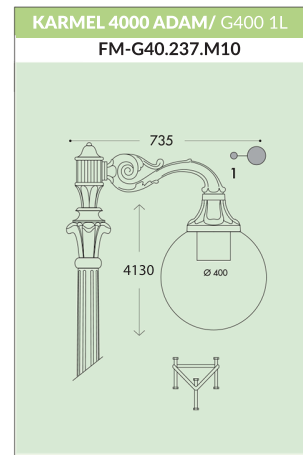
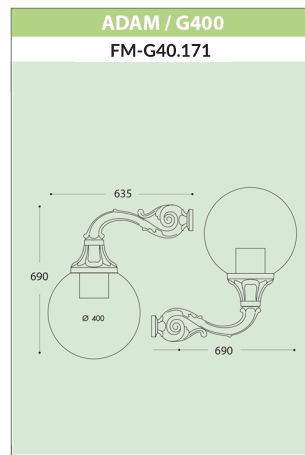
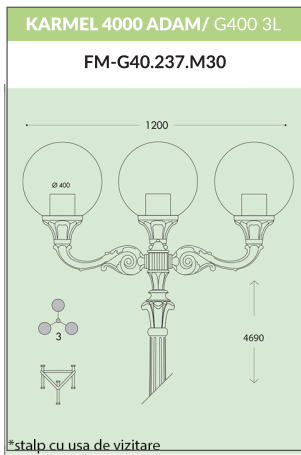
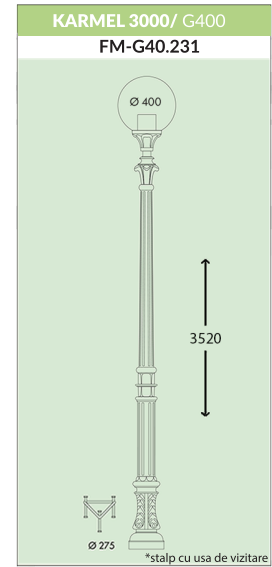
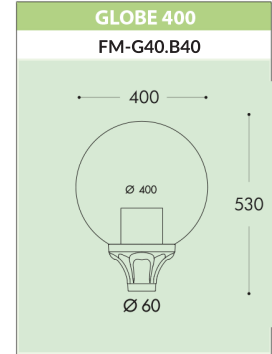
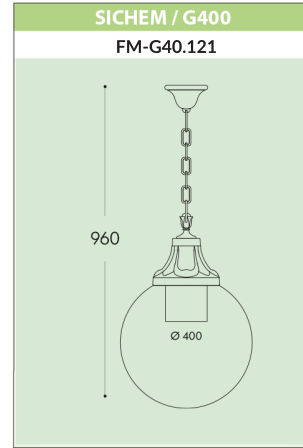
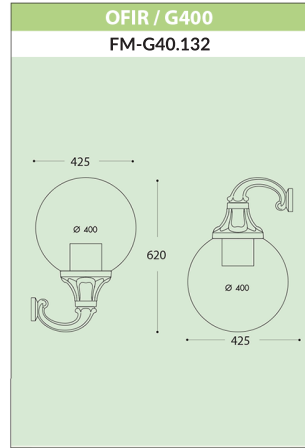
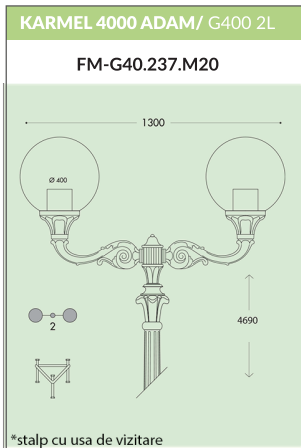
Glob 250mm Clasic



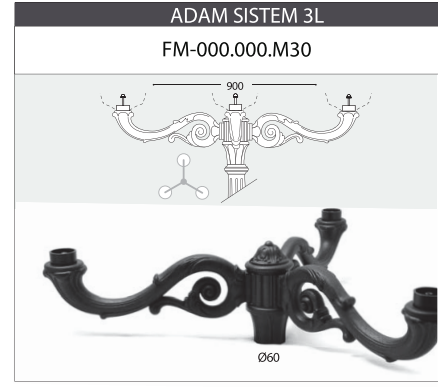
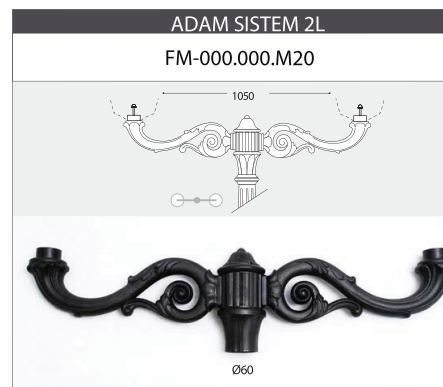

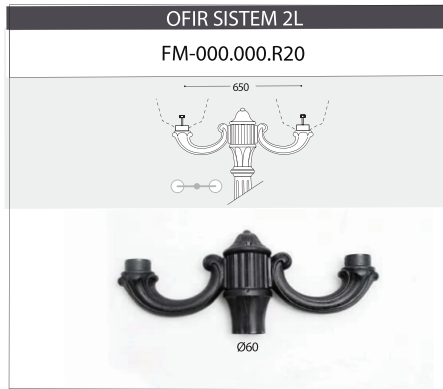
Glob 300mm Clasic



Stalpi Fumagalli

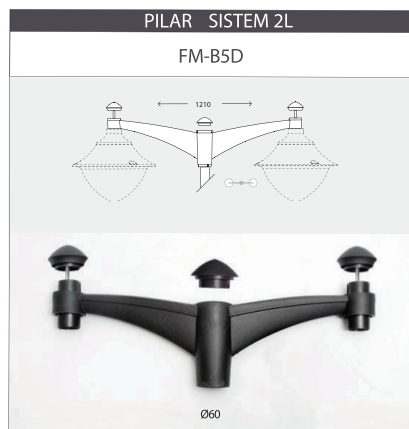
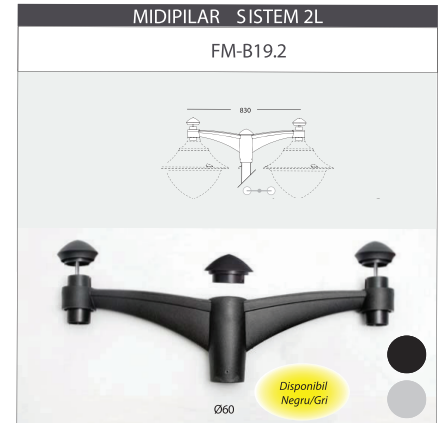


Sistem clasic Fumagalli



MIKROLOT	MINILOT	LOT	MIZAR	GIGI	RICU	KARMEL 3000	KARMEL 4000
FM-T41N	FM-T30N	FM-T55N	FM-S3N	FM-S53	FM-S8N	FM-S56.U	FM-S57.U
			Fara usa de vizitare			Cu usa de vizitare	


Sistem modern Fumagalli



EKTOR 3000	EKTOR 4000	EKTOR 5000	EKTOR 6000
FM-S61.U	FM-S63.U	FM-S65.U	FM-S66.U
FM-S61.U.G	FM-S63.U.G	FM-S65.U.G	FM-S66.U.G

Cu usa de vizitare

5M/6M se aduc pe baza de comanda



Stalpi Moderni Fumagalli



Glob Vivi Fumagalli

BEC LED

FM-30W.3K FM-30W.4K FM-50W.3K
FM-50W.4K

E27 HIGH POWER LED

INDOOR & OUTDOOR USE

+80°C
-30°

90% HUMIDITY

VOLTAGE SURGE RESISTANT

DRIVER SILICONE PROTECTION

TUV SUD

MIDIPIAR/VIVI

FM-V50.254

Led inclus 50W

VIVI 400

FM-G.VI50.50W.4K

Ø 60

420

480

Led inclus 50W

EKTOR/ MIDIPIAR 1L/ VIVI LED

FM-V50.364.A10 FM-V50.371.A10

Led inclus 50W

Stalp cu usa de vizitare

EKTOR/ MIDIPIAR 2L/ VIVI LED

FM-V50.364.A20 FM-V50.371.A20

Led inclus 50W



Stalp cu usa de vizitare



Giorgio/ Rosa/ Beppe Led Fumagalli



Glob 500/ Remo/ Beppe Fumagalli



EKTOR/ GLOB 500
FM - G51.371.000 (h-4M)



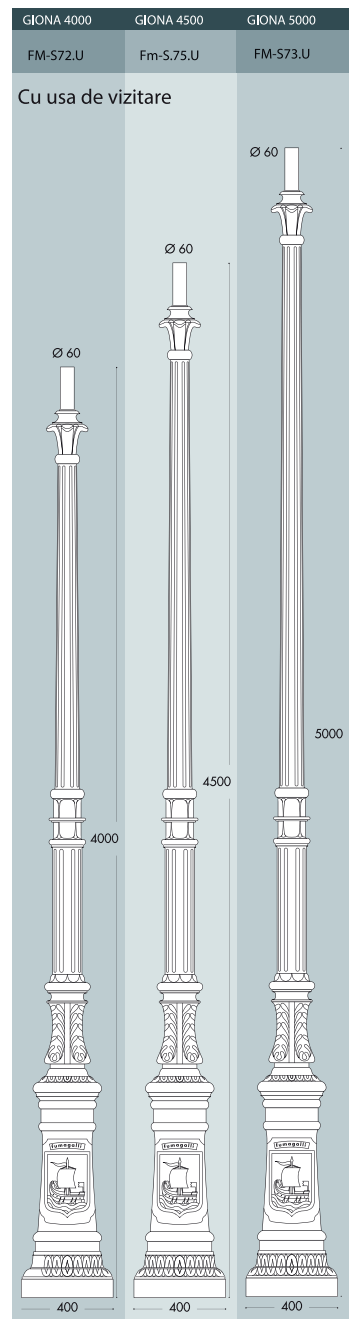
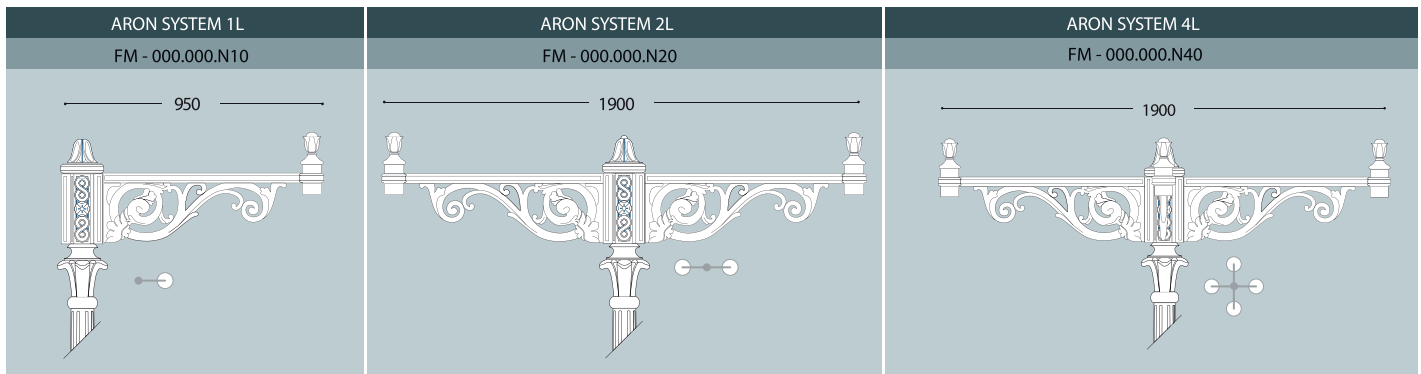
EKTOR/ REMO 400
FM - R50.364.000 (h-3M) FM - R50.371.000 (h-4M)



EKTOR/ BEPPE 500
FM - P60.364.000 (h-3M) FM - P60.371.000 (h-4M)




Stalpi Fumagalli Proiecte Clasic

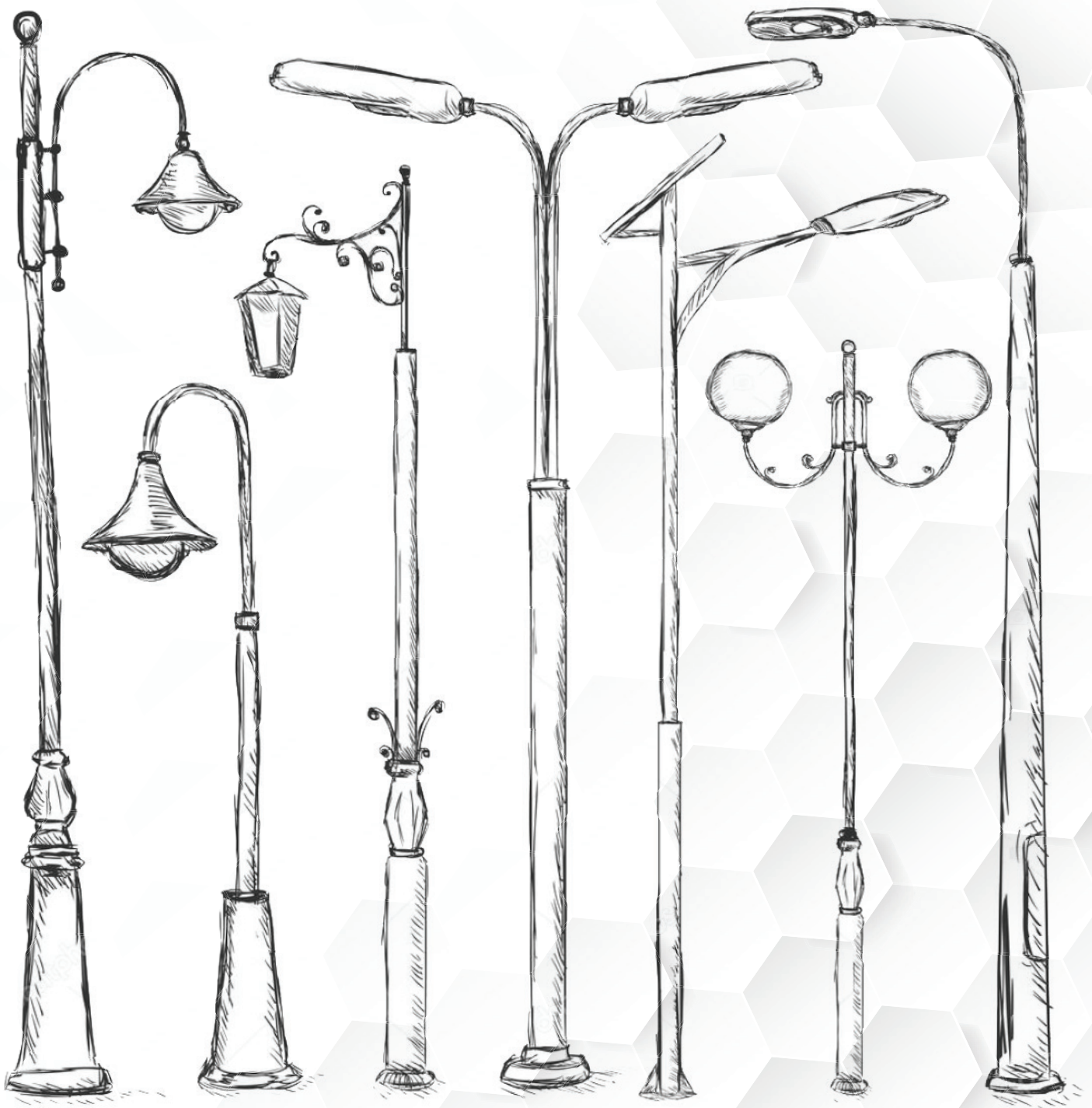


*aceste produse se aduc doar pe comanda





ILUMINAT ... pur si simplu



“

**THE SECRET OF LIFE
IS TO PUT YOURSELF
IN THE RIGHT LIGHTING**

”

Flash Electric & Lighting



office@flashelectric.ro



0722 608 989



Ramnicu Valcea, str Zambilelor 66



www.flashelectric.ro